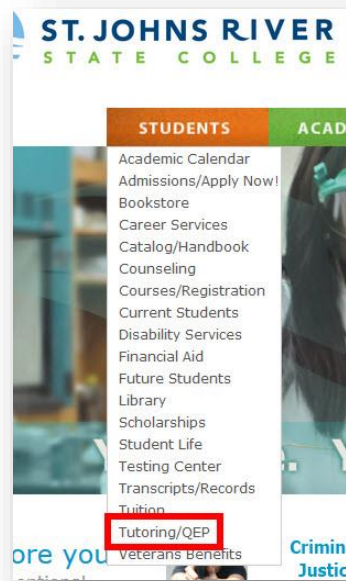


## How to Access EdReady for FTCE

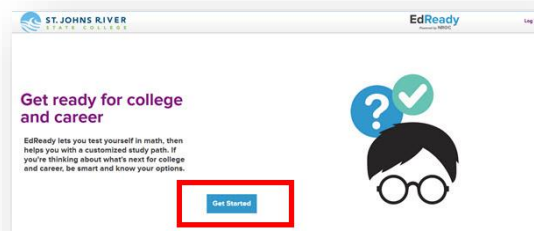
1. From SJR State website [www.sjrstate.edu](http://www.sjrstate.edu) hover over **Students** then click **Tutoring/QEP**.



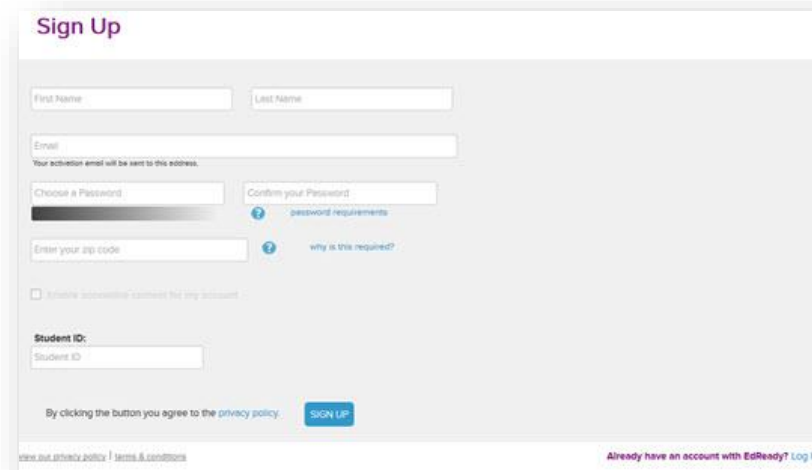
2. Click the **SJR State EdReady** link.



3. Click the **Get Started** button.



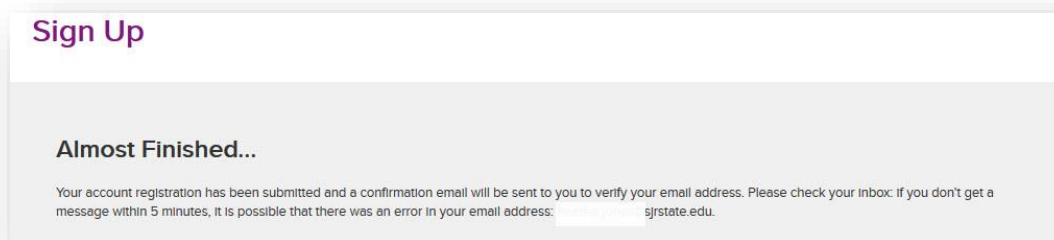
4. Fill in the information on the **Sign Up** page. You do **NOT** need to fill in the **Student ID** box. Click **Sign Up** when you have completed the information.



The screenshot shows a 'Sign Up' form with the following fields and elements:

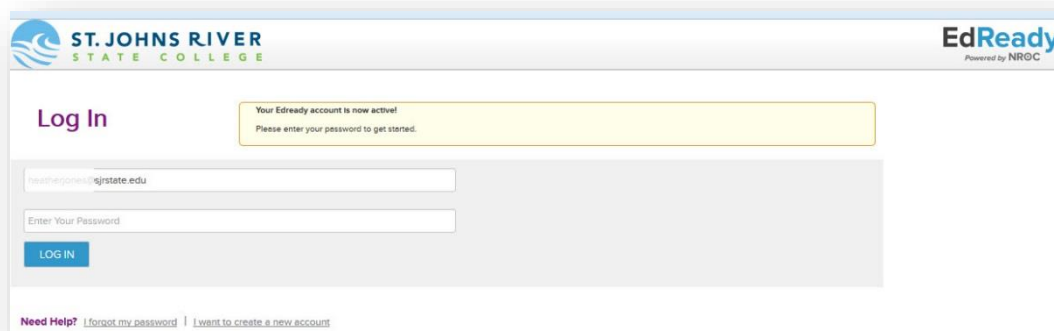
- First Name and Last Name input fields.
- Email input field with a note: "Your activation email will be sent to this address."
- Choose a Password and Confirm your Password input fields, with a "password requirements" link.
- Enter your app code input field with a "why is this required?" link.
- An unchecked checkbox for "I would like to receive additional content for my account."
- A "Student ID:" label and an empty "Student ID" input field.
- A "By clicking the button you agree to the privacy policy." statement and a blue "SIGN UP" button.
- Footer links: "view our edready policy | terms & conditions" and "Already have an account with EdReady? Log In".

5. You will get an activation email. Go to the activation email and click the link to activate your account.
6. The login page will open up. Enter your username and password and click **Log In**.



The screenshot shows a confirmation message with the following content:

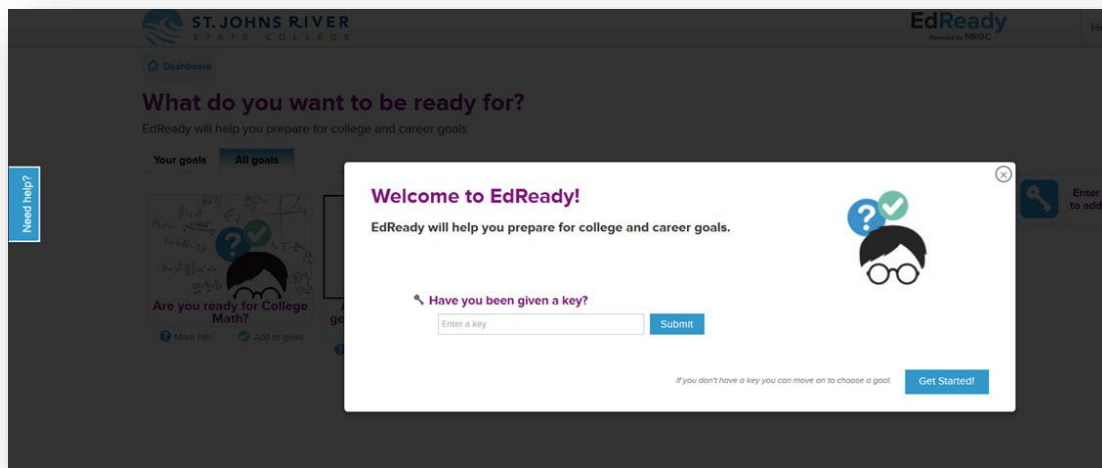
- Sign Up** header.
- Almost Finished...** section header.
- Text: "Your account registration has been submitted and a confirmation email will be sent to you to verify your email address. Please check your inbox; if you don't get a message within 5 minutes, it is possible that there was an error in your email address. [edready@sjrstate.edu](mailto:edready@sjrstate.edu).".



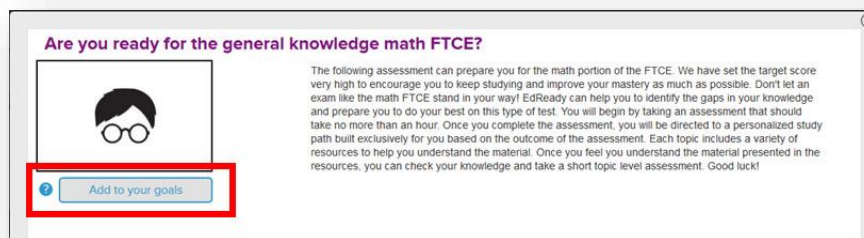
The screenshot shows a 'Log In' page with the following elements:

- Logos for "ST. JOHNS RIVER STATE COLLEGE" and "EdReady Powered by NROC".
- Log In** header.
- A yellow notification box: "Your Edready account is now active! Please enter your password to get started."
- Username input field containing "edready@sjrstate.edu".
- Password input field labeled "Enter Your Password".
- A blue "LOG IN" button.
- Footer links: "Need Help? | forgot my password | I want to create a new account".

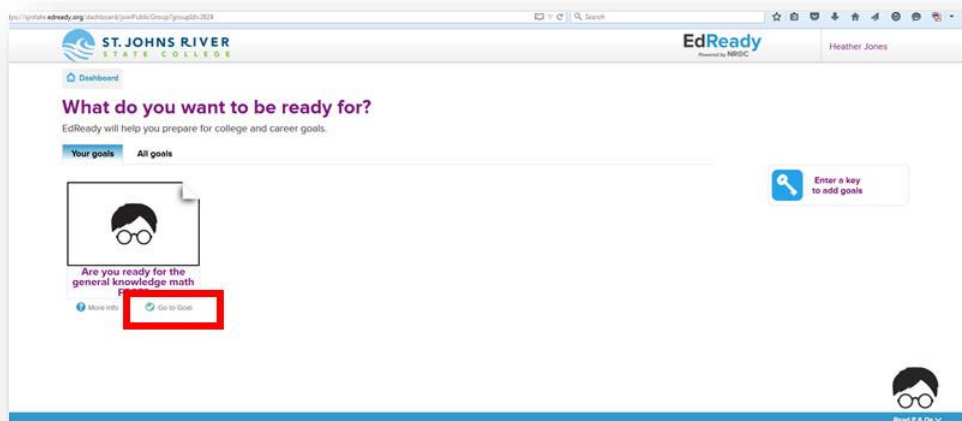
- You do not need a “key.” Click the **Get Started!** button to move on to choose a goal.



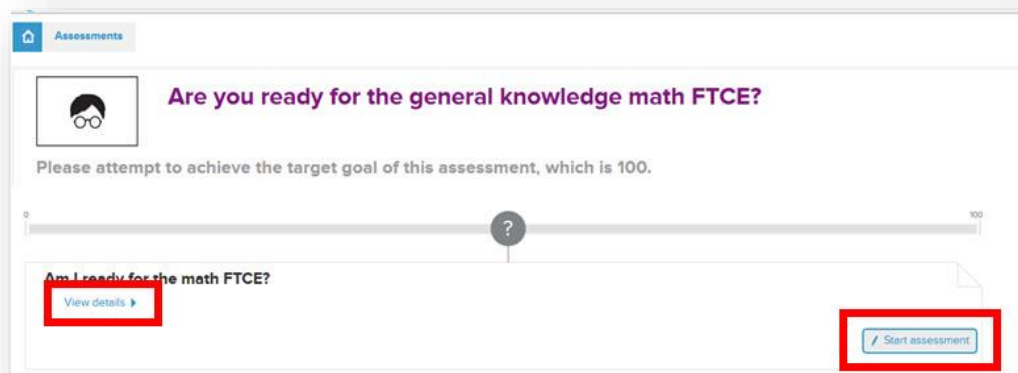
- Click to get more information on FTCE.
- Click **Add to your goals.**



- Click **Go to Goal.**



11. Click **View details** if you want more information about the assessment or click **Start assessment**.



12. Click **Start assessment now**

13. After you complete the assessment, EdReady will then provide interactive modules in areas that you have not mastered. Each module has an estimated amount of time to complete.

