




Log In to [MySJRstate.edu](https://MySJRstate.edu)



# Go to SJRstate.edu



# Click on the “First time user acceptance policy”

Welcome to the MySJRstate portal.

LOGIN

MySJRstate provides access to registration, e-mail, records, courses, calendars, Blackboard and more - all from one secure, customized location.

It is important that you do not reveal your password to anyone, and always log out of MySJRstate and close your browser windows when you have completed your session so no one else has access to your personal records. Even if you follow an outside link, you will remain logged in until you hit the log out button.

**FIRST TIME USER ACCEPTANCE POLICY**

[CHANGE PASSWORD](#) | [PROBLEMS LOGGING IN?](#)

[APPLY NOW!](#) | [ADMISSIONS](#) | [CATALOG](#) | [SJRstate.edu](#)

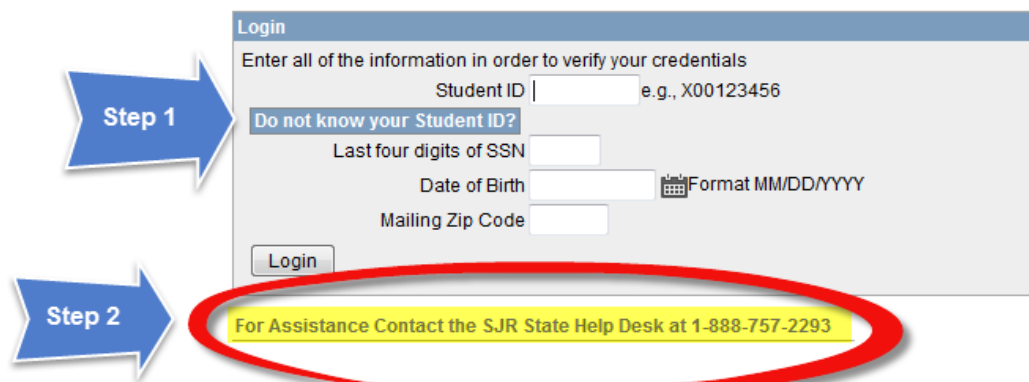
On this screen you will use your SJR State Student ID and your personal information to access your account.

## Trouble Signing In


**Step 1:** If you do not know your SJR State Student ID, click on “Do not know your Student ID?”

**Step 2:** Contact the SJR State Help Desk at 1-888-757-2293.

# COLLEGE POLICY



The screenshot shows a login form titled "Login" with the instruction "Enter all of the information in order to verify your credentials". The form contains the following fields:

- Student ID |  e.g., X00123456
- [Do not know your Student ID?](#)
- Last four digits of SSN
- Date of Birth   Format MM/DD/YYYY
- Mailing Zip Code
- 

Annotations on the screenshot:

- A blue arrow labeled "Step 1" points to the "Do not know your Student ID?" link.
- A blue arrow labeled "Step 2" points to a yellow highlighted box at the bottom of the form that contains the text: "For Assistance Contact the SJR State Help Desk at 1-888-757-2293". This box is also circled in red.

Once your information has been entered correctly you will click on “Accept Policy”.



**ST. JOHNS RIVER**  
STATE COLLEGE

# COLLEGE POLICY

College Policies

PASSWORD CHANGE AS EASY AS **1,2,3**

## 1. Accept College Policy



### College Policies Needing Acceptance

View/Accept Policy	College Policy	Date Of Acceptance	Acceptance Status
<a href="#">Click Here to Accept Policy</a>	IT0113-Acceptable Technology Use Policy		Not Accepted

1 - 1

### College Policies Accepted

You have not accepted any college policy.

After you click on the **“Click here to accept policy”**, it will take you to another screen where you will click on the, **“I Agree to Accept this College Policy”**.



College Policies > [Policy Information](#)

If you agree to honor the college policy as defined in the attachment below click the "I Agree to Accept this College Policy"

College PolicyIT0113-Acceptable Technology Use Policy  
Date Of Acceptance  
Acceptance Status Not Accepted

View College Policy

View Policy	Policy Description
View Policy	Acceptable Technology Use Policy
	1 - 1

Once you have accepted the College Policy the next step is to create a password for your account. Please follow the password requirements located on the right.

## PASSWORD CHANGE AS EASY AS 1,2,3

### 1. Accept College Policy



#### College Policies Needing Acceptance

All required policies have been accepted at this time.

#### College Policies Accepted

View	College Policy	Date Of Acceptance	Acceptance Status
View	IT0113-Acceptable Technology Use Policy	25-SEP-13	Accepted

1 - 1

### 2. Provide New Password



#### Password Reset

MySJRStateLogin awest6

Enter Password

Confirm Password

Check Password

#### Password Requirements

- Does not contain the user's account name or parts of the user's full name
- Be at least eight characters in length
- Must contain at least one character from the following three categories:
  - English uppercase characters (A through Z)
  - English lowercase characters (a through z)
  - Base 10 digits (0 through 9)
- Does not contain special characters (e.g., !, @, #, \$)



Once you have created your password you will see your MySJRstate login or User name.

Please write this down. Then at the bottom click, “Reset Password”.

## 1. Accept College Policy



### College Policies Needing Acceptance

All required policies have been accepted at this time.

### College Policies Accepted

View	College Policy	Date Of Acceptance	Acceptance Status
View	IT0113-Acceptable Technology Use Policy	25-SEP-13	Accepted
			1 - 1

## 2. Provide New Password



### Password Reset

MySJRStateLogin awest6

### Password Requirements

- Does not contain the user's account name or parts of the user's full name
- Be at least eight characters in length
- Must contain at least one character from the following three categories:
  - English uppercase characters (A through Z)
  - English lowercase characters (a through z)
  - Base 10 digits (0 through 9)
- Does not contain special characters (e.g., !, @, #, \$)

## 3. Receive Success Message



Click **Reset Password**. This process may take up to 30 seconds. Do **NOT** leave this page until you receive a message your password has been reset.

Reset Password



Once your password has been reset you will now be able to log onto your MySJRstate account. You will need your SJR State user name and password to enter into your account.

## Sign In

fslogin.sjrstate.edu

Type your user name and password.

User name:

Example: Domain\username

Password:

Sign In