



ST. JOHNS RIVER
STATE COLLEGE

Fact Book



2021 College

ST. JOHNS RIVER STATE COLLEGE

FLORIDA SCHOOL OF THE ARTS

2021-22 DISTRICT BOARD OF TRUSTEES

Wendell D. Davis, Chairman
Rich Komando, Vice Chairman

Jan Conrad
Brian Keith
James Reid
W.J. (Jud) Sapp, Jr.

Board Attorney – Ron Brown, J.D.
Executive Secretary – Joe H. Pickens, J.D.

2021-22 EXECUTIVE MANAGEMENT COUNCIL

Joe H. Pickens, J.D. – President (Chairman)

Melissa C. Miller, J.D. – Senior Vice President/General Counsel & Executive Director, PAC

Gilbert L. Evans, Jr., J.D., Ph.D. – Vice President, Student Affairs/Assistant General Counsel

Melanie A. Brown, Ph.D. – Vice President, Academic Affairs/CAO & Executive Director, SAC

Lynn Powers, Ed.D., C.P.A. – Vice President, Finance & Administration/CFO

Caroline D. Tingle, M.P.A. – Vice President, Development & External Affairs/Director Clay
County Community Relations

Rosalind M. Humerick, Ph.D. – Vice President, Assessment, Research & Technology

David Campbell, Ph.D. – Vice President, Workforce Development/CTE

Accreditation

St. Johns River State College is accredited by the Southern Association of Colleges and Schools Commission on Colleges to award associate and baccalaureate degrees. Questions about the accreditation of St. Johns River State College may be directed in writing to the Southern Association of Colleges and Schools Commission on Colleges at 1866 Southern Lane, Decatur, Georgia 30033-4097, by calling 404-679-4500, or by using information available on SACSCOC's website.

ST. JOHNS RIVER STATE COLLEGE

FLORIDA SCHOOL OF THE ARTS



Orange Park Campus

283 College Drive ❖ Orange Park, FL 32065 ❖ (904) 276-6800



Palatka Campus

5001 St. Johns Avenue ❖ Palatka, FL 32177 ❖ (386) 312-4200



St. Augustine Campus

2990 College Drive ❖ St. Augustine, FL 32084 ❖ (904) 808-7400

NON-DISCRIMINATION STATEMENT

St. Johns River State College does not discriminate against any person in its programs, activities, policies or procedures on the basis of race, ethnicity, color, national origin, marital status, religion, age, gender, sex, pregnancy, sexual orientation, gender identity, genetic information, disability, or veteran status. All questions or inquiries regarding compliance with laws relating to non-discrimination and all complaints regarding sexual misconduct or discrimination, may be directed to the Title IX Coordinator/Equity Officer, St. Johns River State College, 5001 St. Johns Avenue, Palatka, Florida, 32177; 386-312-4070.

TABLE OF CONTENTS

INTRODUCTION	1
History of St. Johns River State College	1
Mission Statement	3
Strategic Goals 2016-2021	3
ST. JOHNS RIVER STATE COLLEGE SERVICE DISTRICT	4
Service District Population	5
Population by Gender	5
Population by Age	5
Population by Race/Ethnicity	6
Economic Status by County	6
Educational Attainment by County	6
Public High School Graduates	7
Public High School Graduates with Standard Diploma	7
OVERVIEW OF THE COLLEGE	8
Academic Programs	8
Baccalaureate Degrees	8
Associate in Arts Degree	8
Associate in Science/Associate in Applied Science Degrees	8
College Credit Certificates	9
Career Certificates (formerly PSAV).....	10
Adult Education	10
Educator Preparation Institute	10
Continuing and Community Education.....	10
Institutional Profile	11
Annual Unduplicated Student Headcount.....	11
Unduplicated Headcount by Predominant Campus	11
Enrollment by County	12
Annual FTE by Instructional Campus.....	13
Fundable FTE by Category of Instruction.....	13

FTE Enrollment History	14
FTE Enrollment by Time of Day	14
Student Financial Aid	15
Number of Students Receiving Financial Aid	15
Average Aid Disbursed per Student	15
Total Dollars Disbursed	16
STUDENT PROFILE	17
Demographic Information	17
Enrollment by Race/Ethnicity	17
Full-time vs. Part-time Status	18
Full-time vs. Part-time Students by Gender	18
Full-time vs. Part-time Students by Age	19
Average & Median Age by Full-time vs. Part-time Status	19
Academic Goal	20
Headcount Enrollment by Primary Degree	20
Total Headcount for A.S. Degrees & Credit Certificates	21
Headcount by Primary Program of Study	22
SPECIAL PROGRAMS	24
Distance Learning	24
Total Distance Learning Credit Hours Taught by Term	24
Online vs. Hybrid Courses	25
Dual Enrollment	26
Total Student Credit Hours	26
Unduplicated Headcount	26
Dual Enrollment Students Attending Class on a High School Site	27
Dual Enrollment Students by SJR State Campus	27
Dual Enrollment by Gender	28
STUDENT COMPLETIONS	29
Completers by Program of Study	29
Program Completers by Gender	29
Program Completers by Ethnicity	30

Baccalaureate Degree Completers.....	30
A.A. Degree Completers.....	30
A.S./A.A.S. Degree Completers	31
College Credit Certificate Completers.....	31
Career Certificate Completers	31
STUDENT ACCOMPLISHMENTS	32
General Education Outcomes.....	32
ETS® Proficiency Profile Results	32
Information Literacy	33
Information Literacy Classes Taught by Campus	33
SAILS Results.....	33
Post SJR State Achievement.....	34
Post Degree Employment/Continuing Education Outcomes	34
GPAs of Student Transfers.....	35
Vocational Placement Rates	35
COLLEGE OPERATIONS.....	37
Learning Resources.....	37
Library Resources and Services	37
Academic Support Centers	38
College Personnel.....	38
Full-time Employees by Gender	38
Full-time Employees by Classification, Gender, & Race/Ethnicity	39
College Finances.....	40
Expenditures by College Function.....	40
Facilities	40
General Information: Campus Wide	40
Facilities, Land, & Buildings by Campus.....	40
Campus Safety	41
SJR State Crime Statistics for On-Campus Property	41

INTRODUCTION

Each year, St. Johns River State College issues the College Fact Book to provide accurate and consistent data for administration, faculty, staff, and the media. It is designed to provide a comprehensive overview of the College's service district, students, and various College functions using several data sources.

Every effort has been made to include the most accurate and recent data available. The primary sources of information for the Fact Book include the Florida College System Accountability Reports and Student Data Base, U.S. Department of Education Institute of Education Sciences, Economic Modeling Specialists, Inc. (EMSI), and internal college databases. Sources are cited for each table or graph, and more information may be available upon request.

The Fact Book was prepared by the staff in the Office of Research and Institutional Effectiveness. The Office of Research and Institutional Effectiveness aids the College in reaching its goals by facilitating an institutional effectiveness program that is based on systematic planning and assessment as well as providing data and analysis that supports institutional improvement. The Department supports the College's accreditation, planning, research, and grants functions.

History of St. Johns River State College

Named for the geographically and historically significant river that winds through its district, St. Johns River Junior College was established as a public institution in 1958 to serve the counties of Clay, Putnam, and St. Johns. It was one of several public junior colleges founded in accordance with legislation enacted by the 1957 session of the Florida Legislature. The College officially opened on February 25, 1958 with an inaugural class of 191 students. Dr. B. R. Tilley was appointed as the first president.

Dr. Tilley resigned his position in July 1965, and C. L. Overturf, Jr. was appointed interim president until Dr. Charles W. LaPradd was inaugurated as the second president on January 1, 1966. After six years of service, Dr. LaPradd resigned in April 1972, and Dr. Robert L. McLendon, Jr., former Vice President and Dean of Academic Affairs, was appointed president. The College's third president, Dr. Robert L. McLendon, Jr., announced his retirement in 2008 after serving 36 years as president. On November 1, 2008, Joe H. Pickens, J.D., a Putnam County native and former state legislator, was appointed as the College's fourth president.

St. Johns River State College **Presidents**

B.R. Tilley	1958-1965
Charles W. LaPradd	1966-1972
Robert L. McLendon, Jr.	1972-2008
Joe H. Pickens	2008-pres.

The Florida School of the Arts began full operation as a part of St. Johns River Junior College with a charter class of 51 students in August of 1976. The first state-supported professional arts school for high school and college students in Florida, the school has continued to grow as its curriculum has expanded. The Florida School of the Arts serves the entire state of Florida.



In 1977, the College was officially renamed St. Johns River Community College and opened its first branch campus in Orange Park, a community in northern Clay County. The Orange Park Campus is now located on College Drive in the Doctors Inlet area.



In July 1986, the College opened its second branch campus, this time in St. Augustine in the Fullerwood School, a site made available by the St. Johns County School Board. In January 1996, the St. Augustine faculty, staff, and students moved to the newly constructed campus located on State Road 16.

The 1997 Senate Bill 1688 authorized St. Johns River Community College to become a fully comprehensive community college by offering workforce development programs. Two years later, the College offered the inaugural programs in this area including law enforcement, corrections, and apprenticeship programs in carpentry, electrical, and heating and air conditioning.

The College opened the Thrasher-Horne Center for the Arts on the Orange Park Campus in 2004. This complex hosts traveling art exhibits, Broadway-type shows and community events, and serves as a meeting site for business conferences and events.



In March 2010, the State Board of Education approved St. Johns River Community College's proposal to offer two baccalaureate degrees: Early Childhood Education and Organizational Management. Receiving its accreditation from the Southern Association of Colleges and Schools in June 2010, the College held its inaugural baccalaureate classes in January 2011. The College has since added another baccalaureate degree in Nursing.

The College community voted on a new name that would appropriately reflect the institution's level change. In September 2010, the Board approved the College's new name, St. Johns River State College.

Mission Statement

St. Johns River State College, an open-access, public institution of higher education in Northeast Florida, promotes excellence in teaching and learning to enrich the lives of its students and strengthen its community. The College offers certificates, associate and baccalaureate degrees, and provides high-quality education, training, and cultural opportunities to encourage scholarly achievement. St. Johns River State College creates a supportive learning environment that includes services and resources to enable students to meet their educational goals.

Strategic Goals 2016-2021

St. Johns River State College (SJR State) meets its mission through the following goals:

Goal 1: Strengthen the student experience in intake and onboarding.

Goal 2: Increase student achievement and success.

Goal 3: Contribute to community enrichment and economic development.

Goal 4: Invest in effective college-wide operations.



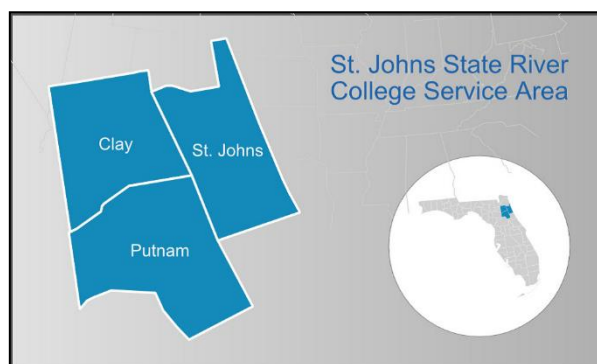
ST. JOHNS RIVER STATE COLLEGE SERVICE DISTRICT



St. Johns River State College (SJR State or the College) is located in Northeast Florida. Since 1958, the College has operated as an open access institution providing a broad range of educational opportunities to the region including college credit certificates; associate degrees; and, in response to incredible need for the place-bound students in the district, limited, workforce-targeted baccalaureate degrees.

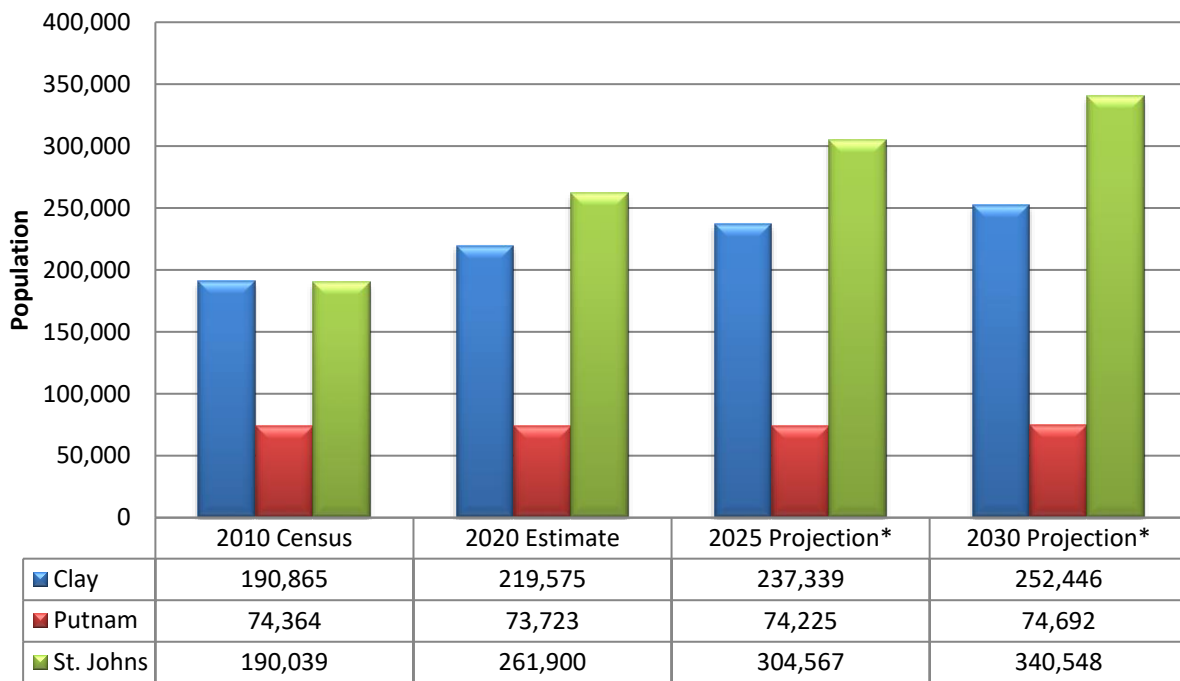
More than 10,000 students attend SJR State annually. Many are the first in their families to go to college. Many come with the aspirations of gaining the knowledge and skills for careers. Students come to be professionals in health care, business, law enforcement, and information technology. Some students will continue on for bachelor's degree at SJR State; others transfer to one of the public universities in Florida.

St. Johns River State College provides a vital role in the community by providing educational opportunities to a traditionally economically and educationally disadvantaged region. Rich, strong ties to the cities, businesses, and K12 schools in the district have helped SJR State to be a strong educational leader in this community. SJR State graduates empower the region in critical economic development.



© Economic Modeling System, Inc 2014

Service District Population



* Projection based on 2020 estimate

Source: Florida Legislature Office of Economic & Demographic Research
Retrieved from: <http://edr.state.fl.us/Content/area-profiles/county/index.cfm>

Population by Gender (2020)

Gender	Clay	Putnam	St. Johns	Florida
Females	113,807	38,093	141,116	11,183,486
Males	110,869	37,458	133,993	10,689,262
Total	224,676	75,551	275,109	21,872,748

Source: EMSI 2021.2

Population by Age (2020)

Age	Clay	Putnam	St. Johns	Florida
Age 0-14	41,697 (18%)	13,379 (18%)	48,210 (17%)	3,558,483 (16%)
Age 15-24	26,659 (12%)	7,822 (10%)	29,819 (11%)	2,481,380 (11%)
Age 25-44	57,656 (26%)	16,136 (21%)	62,266 (23%)	5,502,455 (25%)
Age 45-64	60,834 (27%)	19,929 (27%)	76,465 (28%)	5,659,424 (26%)
Age 65+	37,829 (17%)	18,286 (24%)	58,350 (21%)	4,671,006 (22%)

Source: EMSI 2021.2

Population by Race/Ethnicity (2020)

Race/Ethnicity	Clay	Putnam	St. Johns	Florida
American Indian or Alaska Native	0.39%	0.45%	0.23%	0.25%
Asian	3.01%	0.65%	3.31%	2.88%
Black or African American	12.04%	15.90%	5.22%	15.48%
Native Hawaiian and other Pacific Islander	0.11%	0.09%	0.07%	0.06%
Non-White Hispanic	1.89%	1.19%	0.81%	2.39%
White Hispanic	8.81%	9.14%	6.92%	24.44%
White, Non-Hispanic	70.95%	71.07%	81.51%	52.79%
Two or more races	2.79%	1.51%	1.93%	1.70%

Source: EMSI 2021.2

Economic Status by County

Economic Status	Clay	Putnam	St. Johns	Florida
Per Capita Personal Income (2019)	\$44,042	\$32,949	\$70,498	\$52,426
Median Household Income (2019)	\$65,740	\$37,670	\$82,252	\$55,660
Unemployment Rate (2020) ¹	5.4%	7.9%	5.3%	7.7%

Source: US Department of Commerce, Bureau of Economic Analysis; QuickFacts U.S. Census Bureau Annual Unemployment Rates Retrieved from: [http://floridajobs.org/economic-data/local-area-unemployment-statistics-\(laus\)](http://floridajobs.org/economic-data/local-area-unemployment-statistics-(laus))

¹Not Seasonally Adjusted Annual Rate

Educational Attainment by County (2020)¹

Education Level	Clay	Putnam	St. Johns	Florida
Less Than 9th Grade	2%	5%	2%	5%
9th Grade to 12th Grade	6%	12%	3%	7%
High School Diploma	31%	42%	21%	28%
Some College	24%	20%	19%	20%
Associate's Degree	13%	9%	9%	10%
Bachelor's Degree	17%	8%	28%	19%
Graduate Degree and Higher	8%	5%	17%	11%

Source: EMSI 2021.2

¹Percentage of 2020 population age 25 and over; + or – 1% due to rounding in the source.

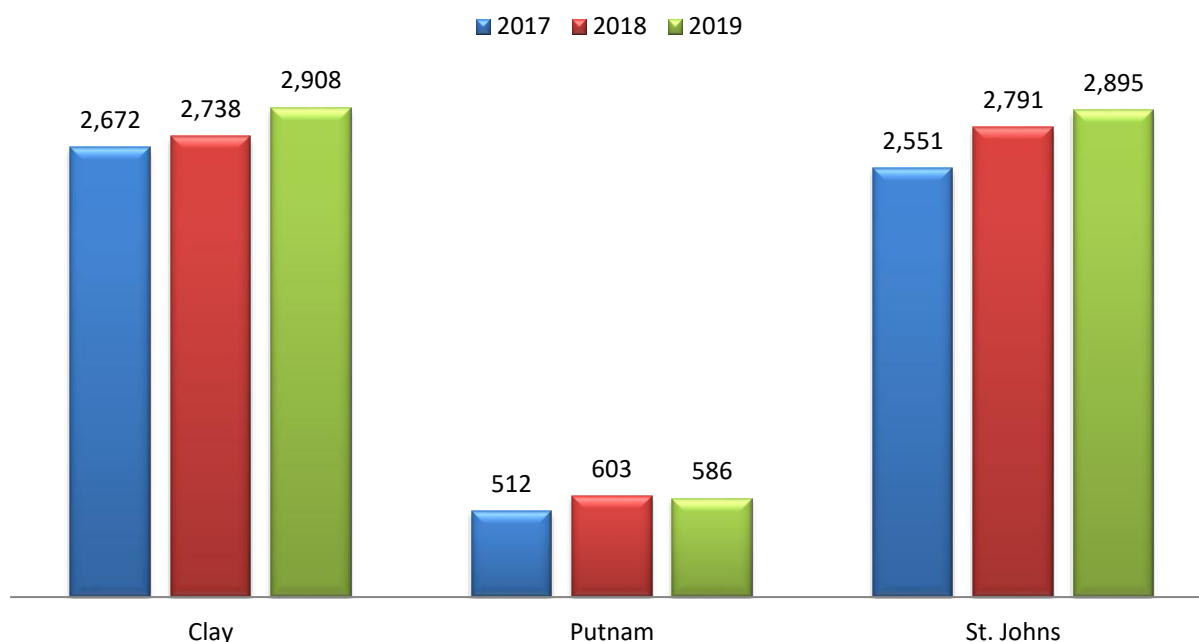
Public High School Graduates (2019)

District	Clay	Putnam	St. Johns	Florida
Number of graduates with standard high school diploma	2,908	586	2,895	184,209
Enrolled in a Florida public postsecondary institution in fall 2019	44.9%	38.0%	61.7%	54.3%
Enrolled in Independent Colleges and Universities of Florida (ICUF) in fall 2019	3.6%	3.7%	4.4%	3.7%
Attending a Florida College System institution during fall 2019	27.2%	29.6%	27.4%	35.1%
Attending a state university in Florida during fall 2019	17.9%	5.1%	35.7%	19.1%
Attending a technical education center in Florida during fall 2019	0.8%	4.2%	1.4%	1.9%

Source: Florida Department of Education
Retrieved from: <http://web05.fldoe.org/readiness/>

Public High School Graduates with Standard Diploma

Three-Year Trend



Source: Florida Department of Education
Retrieved from: <http://web05.fldoe.org/readiness/>

OVERVIEW OF THE COLLEGE

Academic Programs

St. Johns River State College provides an array of academic programs to meet the needs of the community at locations in Clay, Putnam, and St. Johns Counties. College programs include Bachelor of Applied Science, Bachelor of Science, Associate in Arts, Associate in Science, Associate in Applied Science degrees as well as a number of college credit certificate and career certificate (vocational) programs. The College also offers adult education programs for residents of Putnam County who wish to attain their GED® credential. St. Johns River State College provides a number of lifelong learning opportunities in the form of community and continuing education courses.

Baccalaureate Degrees

St. Johns River State College began offering baccalaureate degree programs in January 2011. The degrees were selected based on specific workforce driven data, and economic need. A bachelor's degree is awarded for successful completion of an undergraduate curriculum in a 2+2 manner such that a completed associate's degree is required of applicants.

The College offers three baccalaureate degrees: A Bachelor of Applied Science (B.A.S.) in Organizational Management, a Bachelor of Science (B.S.) degree in Early Childhood Education, and a Bachelor of Science in Nursing (B.S.N.). All require a minimum of 120 college-level credit hours, which includes 36 credit hours in general education as well as program specific courses.

Associate in Arts Degree

The Associate in Arts (A.A.) degree is the legally recognized transfer degree for the Florida College System and is specifically designed for the student who wishes to transfer into the state university system as a university junior. The A.A. degree requires a minimum of 60 college-level credit hours, which includes 36 credit hours in general education and 24 hours of university transfer program prerequisites/electives.

Associate in Science/Associate in Applied Science Degrees

The Associate in Science (A.S.) and Associate in Applied Science (A.A.S.) degrees are for students planning to enter a career at the semi-professional level upon completion of the program of study. The A.S. and A.A.S. degree programs provide instruction in two areas: general education and program specific education related to specific careers. General education courses are designed to help develop a well-rounded individual and enhance employment potential.

A.S./A.A.S. DEGREE PROGRAMS	
Accounting Technology	Health Services Management
Applied Management	Medical Office Administration
Business Administration	Network Systems Technology
Criminal Justice Technology	Nursing
Emergency Medical Services	Nursing: LPN Bridge to ASN
Engineering Technology	Radiologic Technology
Health Information Technology	Respiratory Care

In addition to the A.S./A.A.S. programs listed above, the Florida School of the Arts awards the Associate of Science degree in a number of visual or performing arts related areas.

FLORIDA SCHOOL OF THE ARTS A.S. DEGREE PROGRAMS	
Acting	Stage Management
Dance Studies/Dance Performance	Theater Technology
Musical Theater	Visual Art

College Credit Certificates

The college credit certificate programs are designed to prepare students for immediate entry into a career in the workforce. These programs may be completed in as little as one year and are an intermediate step toward the related Associate in Science (A.S.) degree in that area of study.

COLLEGE CREDIT CERTIFICATES	
Accounting Technology Management	Logistics and Transportation Specialist
Accounting Technology Operations	Mechatronics
Accounting Technology Specialist	Network Infrastructure – CISCO
Business Management	Network Security
Business Operations	Network Server Administration
Business Specialist	Office Management – Medical Office
Criminal Justice Technology Specialist	Paramedic
Digital Marketing Management	Risk Management and Insurance Management
Emergency Medical Technician	Risk Management and Insurance Operations
Engineering Technology Support Specialist	Robotics and Simulation Technician
Health Care Services Specialist	Stage Technology
Human Resource Administrator	

Career Certificates (formerly PSAV)

Postsecondary job training programs prepare students for entry into a given career or vocation. Each of these programs prepares students for a specific occupation or one of a cluster of related occupations.

CAREER CERTIFICATE PROGRAMS	
Correctional Officer – Crossover to Law Enforcement Academy	Florida Law Enforcement Academy
Corrections Probation Officer Crossover to Corrections Academy	Law Enforcement Officer – Crossover training to Florida CMS Correctional
Corrections Probation Officer Crossover to Law Enforcement Academy	Medical Assisting
Florida Corrections Officer Academy	Nursing Assistant
	Practical Nursing

Adult Education

Adult Education classes are offered in Putnam County. In 2012-2013, St. Johns River State College became the sole educational provider for adult education in Putnam County, through an arrangement with the Putnam County School District. Adult Education classes are offered for Putnam County students who wish to improve their basic educational skills and/or prepare to earn a Florida High School Diploma through the GED® program. The program is open entry.

Educator Preparation Institute

Through the Educator Preparation Institute (EPI), the College provides quality training for both current and future educators. The EPI's alternative teacher certification prepares non-education bachelor degree holders for teacher certification. In addition, the institute provides professional development instruction to assist current teachers in meeting re-certification requirements.

Continuing and Community Education

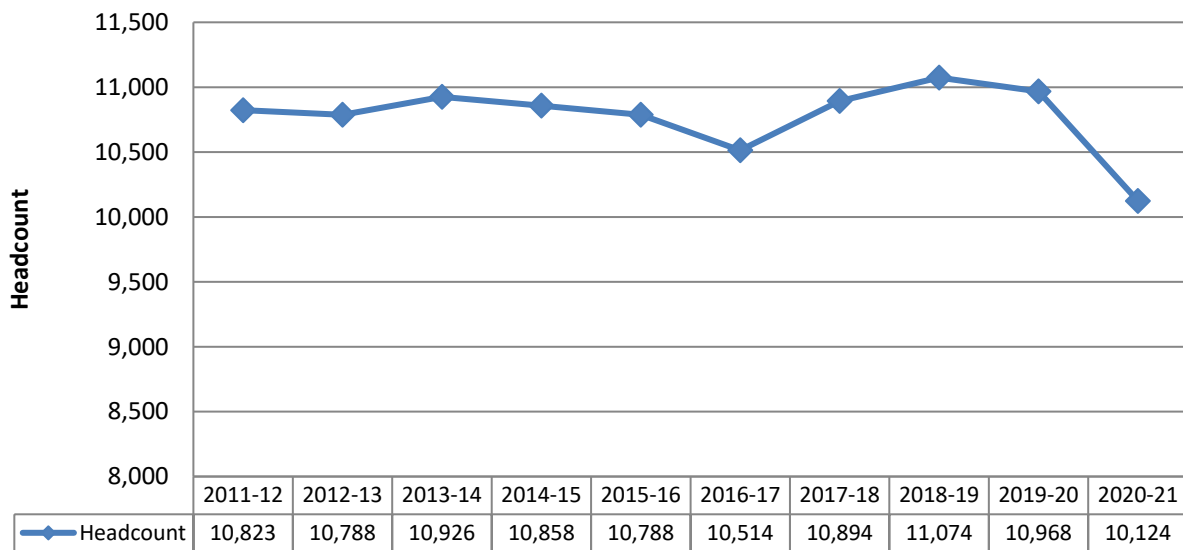
St. Johns River State College is committed to extending the College beyond its traditional course offerings and campuses into the community through a variety of non-credit programs. These programs include childcare training, continuing education courses, contract customized training for business and industry, non-credit job enhancement courses, and non-credit recreation and leisure courses.

In addition, the College has developed a number of initiatives to support College Access and Readiness. Programs include the 12th Grade Tours and College and Career Readiness Rallies for middle school students.

Institutional Profile

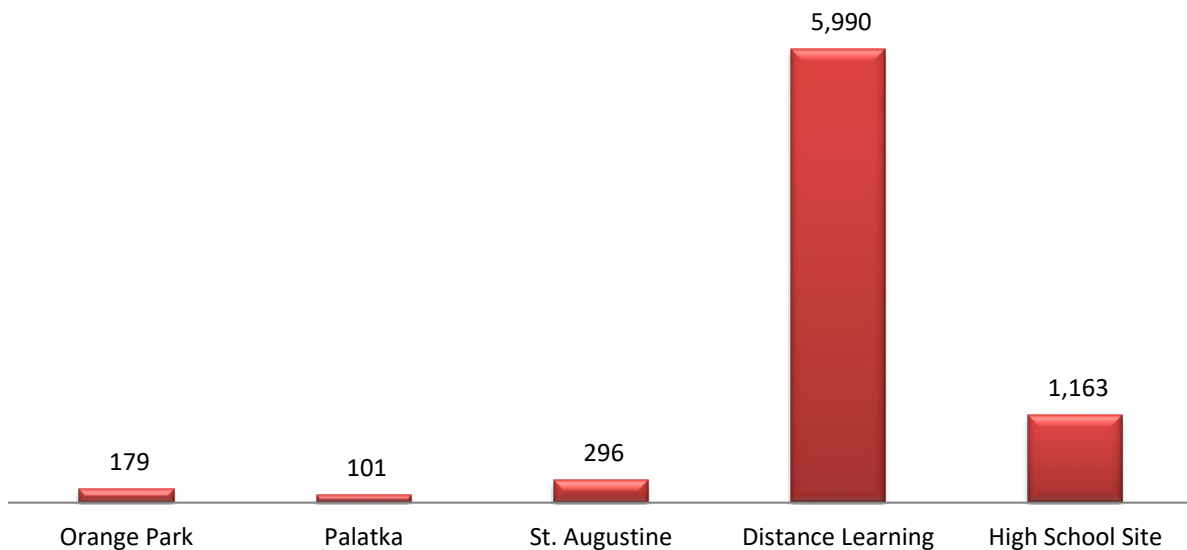
Annual Unduplicated Student Headcount

St. Johns River State College's annual unduplicated headcount for the past 10 years is shown below. From 2011-12 through 2015-16, headcount was relatively flat. After a drop experienced in 2016-17, headcount in 2017-18 returned to 2014-15 levels and increased for both 2018-19 and 2019-20. During the COVID-19 pandemic, enrollment declined almost 8%.



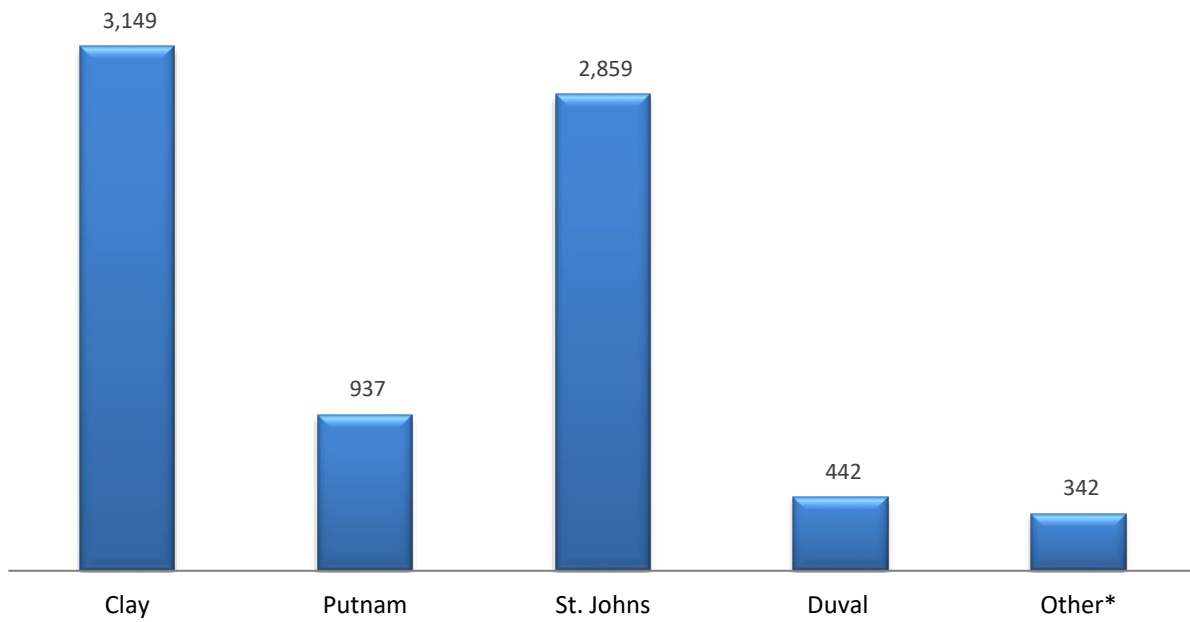
Source: Internal SJR State Database

Unduplicated Headcount by Predominant Campus (Fall 2020)



Source: Internal SJR State Database

Enrollment by County (Fall 2020)



Source: Internal SJR State Database

*Note: includes approximately 41 students who did not identify a county



Annual FTE* by Instructional Campus

Campus	2017-18	2018-19	2019-20	2020-21
Orange Park	1,047.1	985.1	1,049.7	235.0
Palatka	508.0	453.5	421.9	116.4
St. Augustine	957.7	967.6	943.5	160.1
Distance Learning**	1,453.3	1,573.8	1,709.0	3,509.2
Other ^Δ	556.3	608.7	544.9	410.7
Total	4,522.4	4,588.7	4,669.0	4,431.4

Source: Internal SJR State Database

* **Fundable FTE** (excluding Adult Education) by report year.

** Does not include hybrid courses. These are assigned to the campus where 50% of the course is taught.

^Δ Most of these courses are taught on a high school site to dual enrollment students.

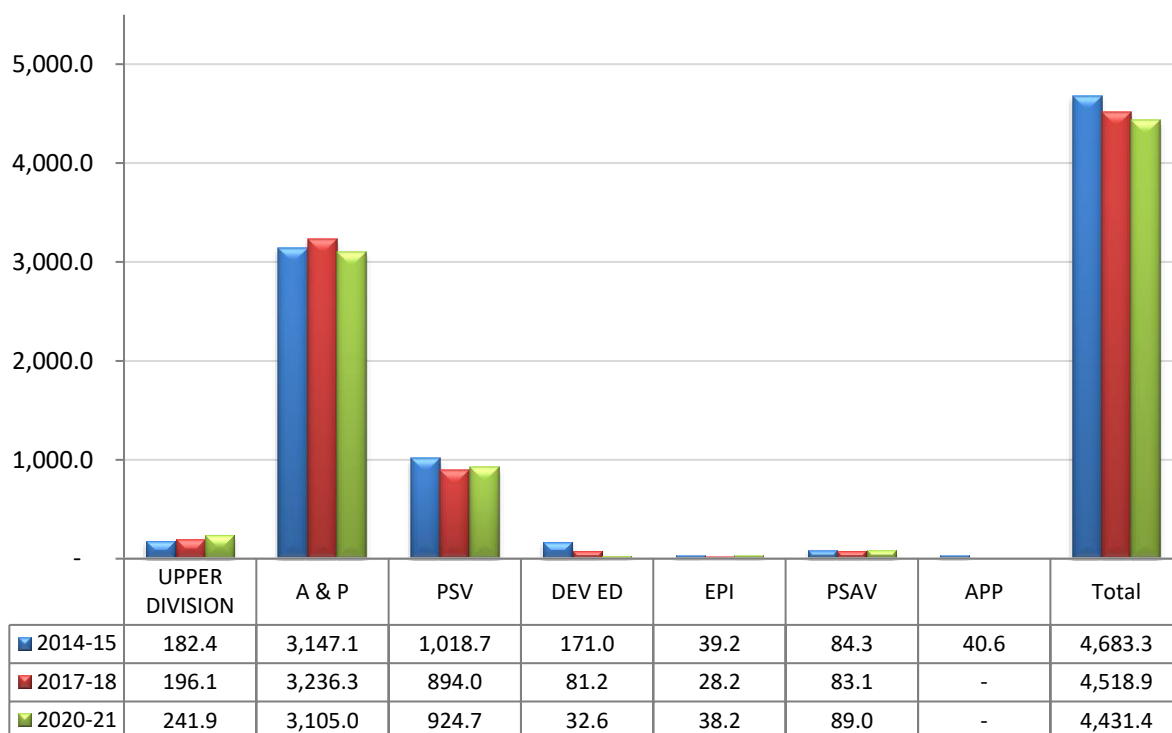
Fundable FTE by Category of Instruction*

Category of Instruction*	2017-18	2018-19	2019-20	2020-21
Advanced & Professional – lower division (A&P)	3,207.4	3,247.8	3,268.1	3,065.5
Postsecondary Vocational (PSV)	892.2	873.8	923.0	920.0
Developmental Education (DE)	79.7	59.5	50.7	32.6
Educator Preparation Institute (EPI)	28.2	30.8	33.2	38.1
Postsecondary Adult Vocational (PSAV)	83.1	121.4	116.3	88.3
Adult Basic Education	30.2	29.4	25.8	11.6
Adult Sec./GED Prep	19.1	13.0	6.3	0.7
Upper Division	195.2	213.4	234.0	238.8
Total	4,535.1	4,589.1	4,657.4	4,395.6

Source: Florida College System FTECOLF (FTE-3) Reports 2017-18, 2018-19, 2019-20, 2020-21

*Note: A&P, PSV, DE, & EPI are calculated as credit FTE where 1 FTE = 30 credit hours. One non-credit FTE = 900 contact/clock hours.

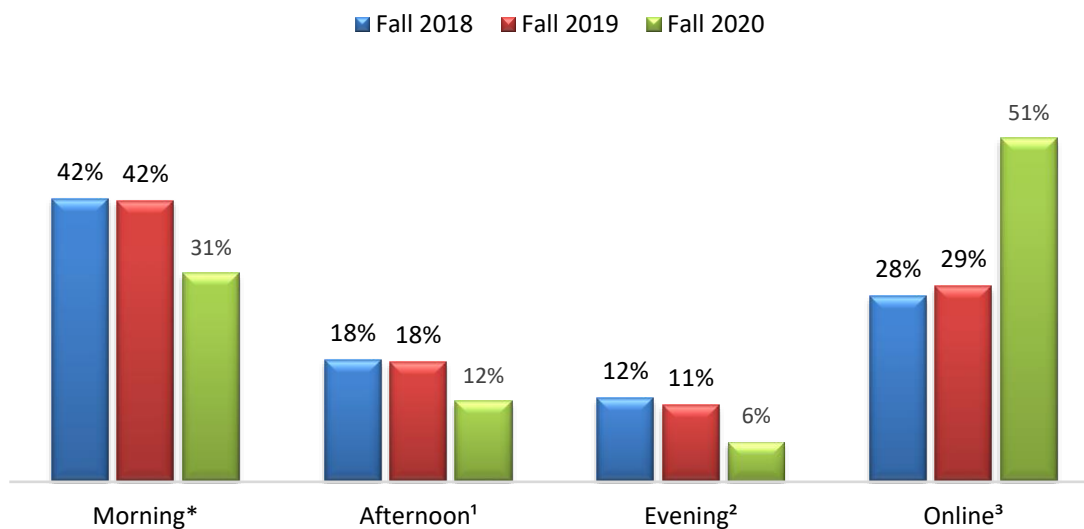
FTE Enrollment History*



Source: Internal SJR State Database

*Reporting Year FTE. Does not include Adult Education or Non-FTE generating courses.

FTE Enrollment by Time of Day (Fall Term)



Source: Internal SJR State Database

Class Start Times: *Between 8:00 a.m. and noon; ¹ between noon and 4:00 p.m.; ² after 4:00 p.m. (87% ≥ 5:30 p.m.);

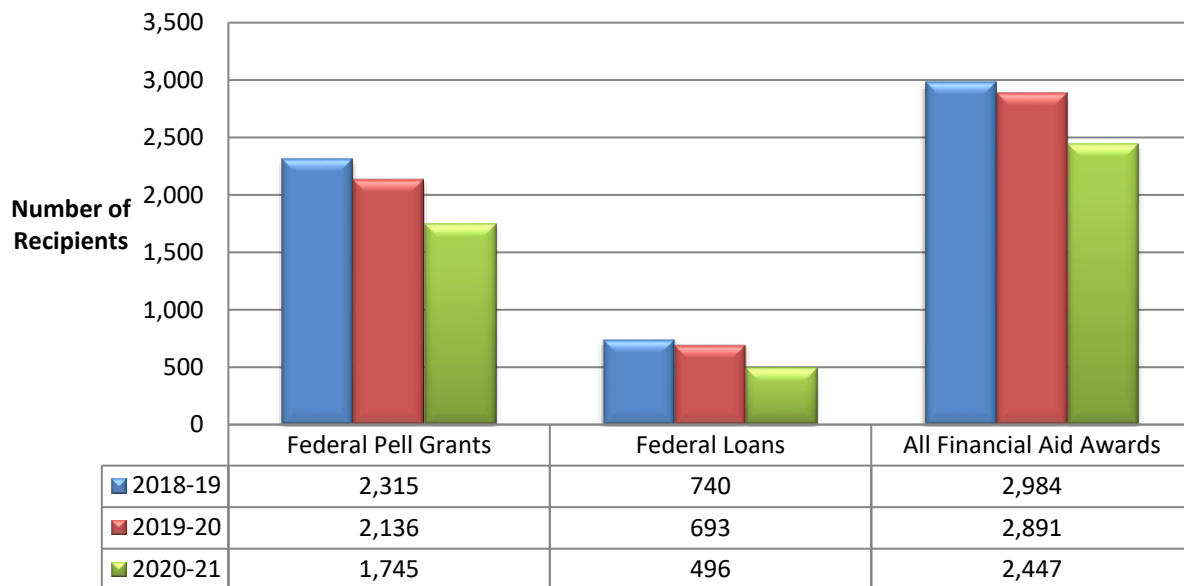
³ no time specified (95% are online courses)

Synchronous "live online" courses are classified according to their start times

Student Financial Aid

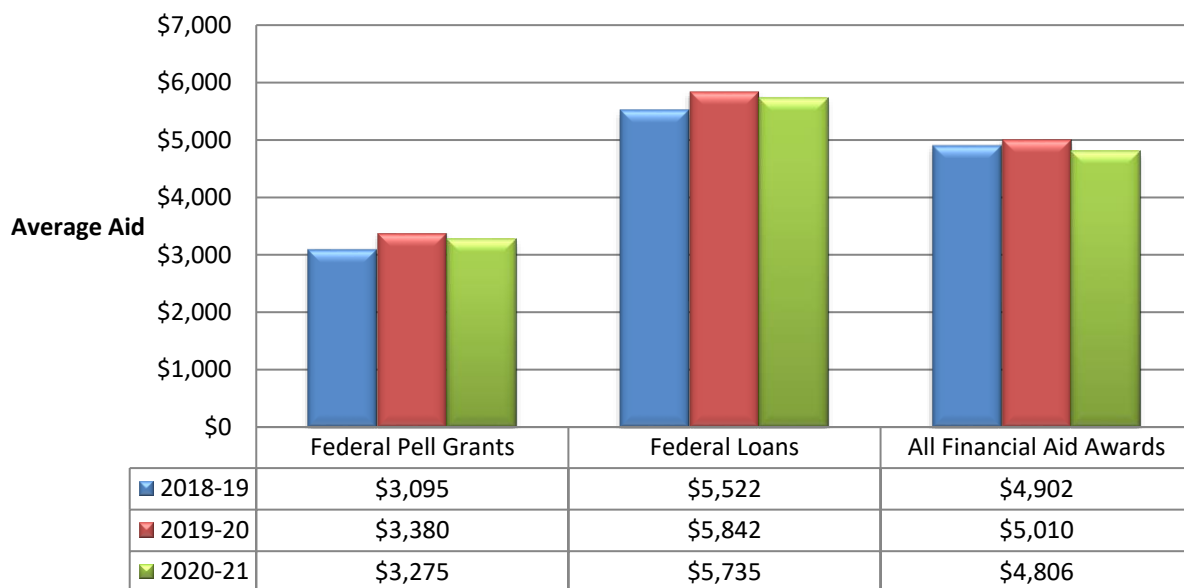
Students who qualify for financial assistance may be able to obtain help through scholarships, loans, grants, and part-time work. These programs are funded by state and federal funds. Awards are made on an academic year basis, and the amount of the assistance is determined by individual need, student eligibility, program regulations, and availability of funds.

Number of Students Receiving Financial Aid



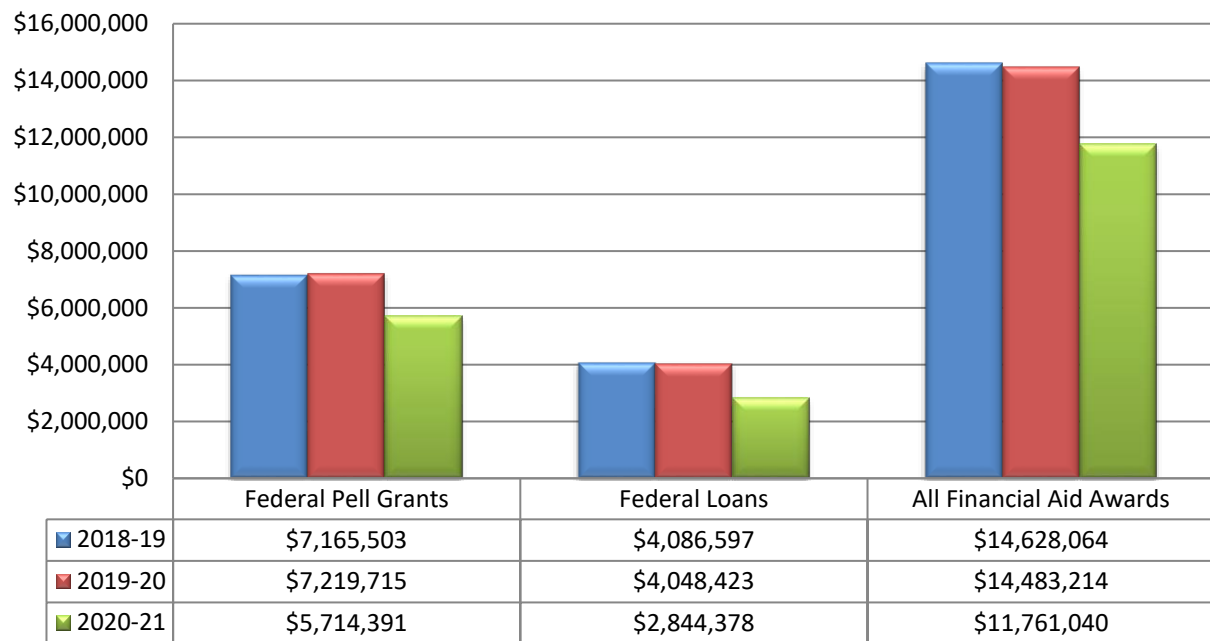
Source: St. Johns River State College Financial Aid Reports

Average Aid Disbursed per Student



Source: St. Johns River State College Financial Aid Reports

Total Dollars Disbursed



Source: St. Johns River State College Financial Aid Reports

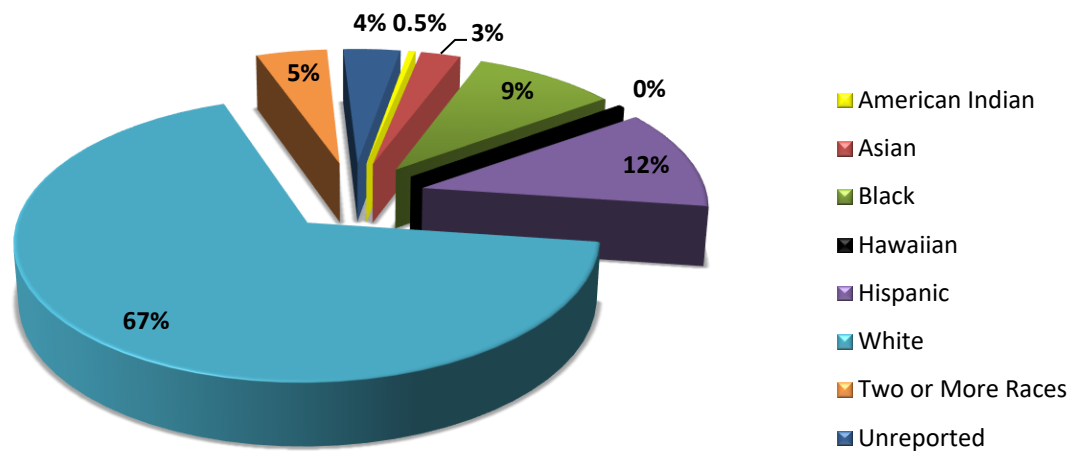


FALL 2020 STUDENT PROFILE

Demographic Information

The following information is a summary of the fall 2020 student population (unduplicated headcount):

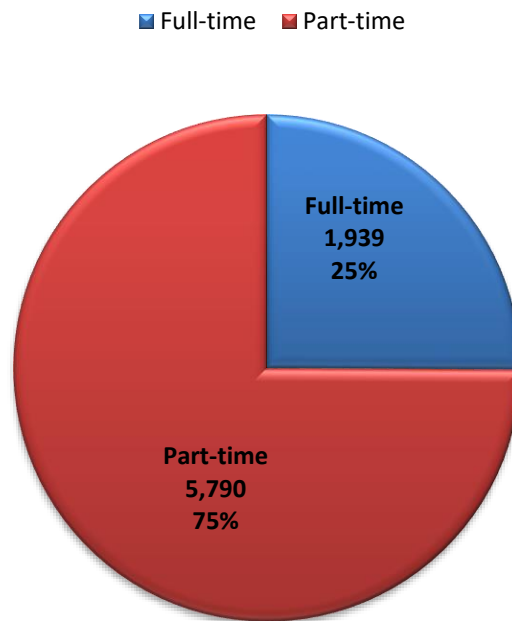
Enrollment by Race/Ethnicity (Fall 2020)



Race/Ethnicity	Headcount	Percent
American Indian	34	0.4%
Asian	197	2.5%
Black	713	9.2%
Hawaiian	25	0.3%
Hispanic	914	11.8%
White	5,209	67.4%
Two or More Races	353	4.6%
Unreported	289	3.7%

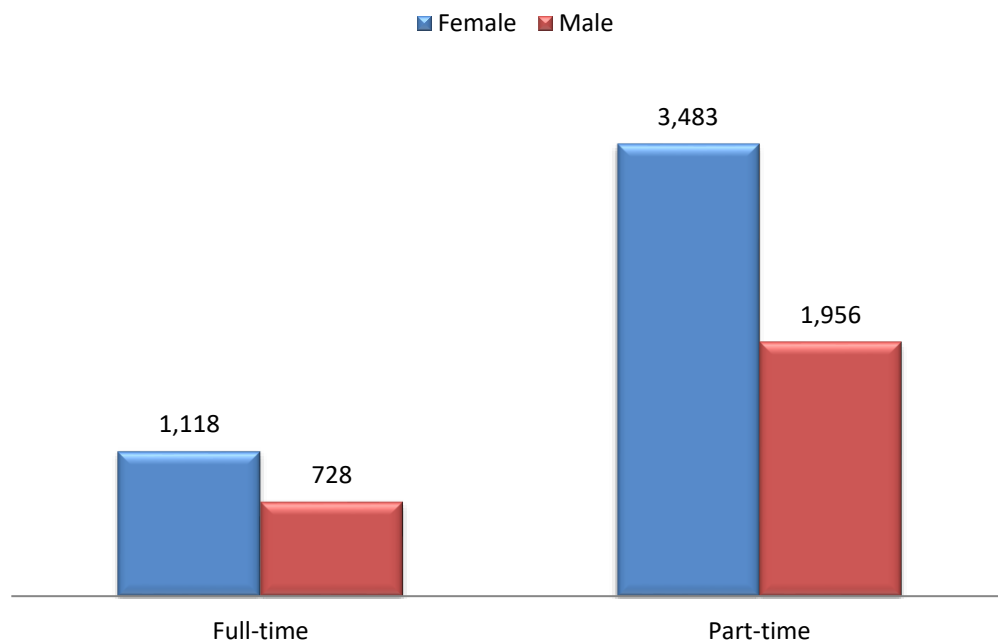
Source: Internal SJR State Database

Full-time vs. Part-time Status (Fall 2020)



Source: Internal SJR State Database

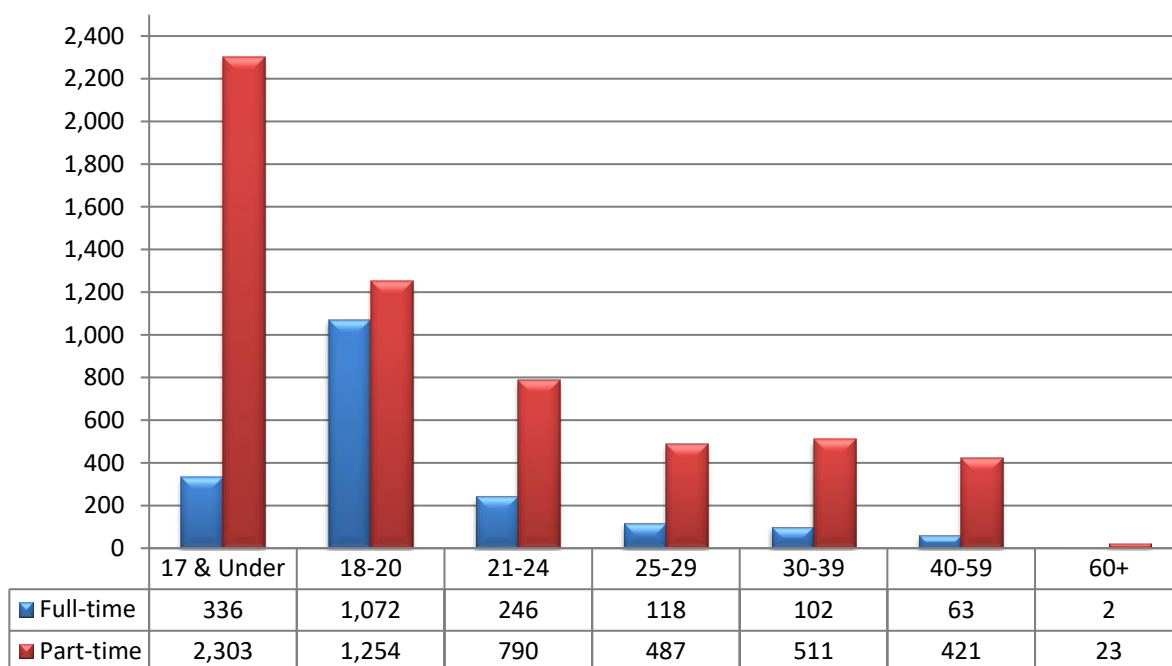
Full-time vs. Part-time Students by Gender* (Fall 2020)



* Does not include 444 students who did not declare a gender

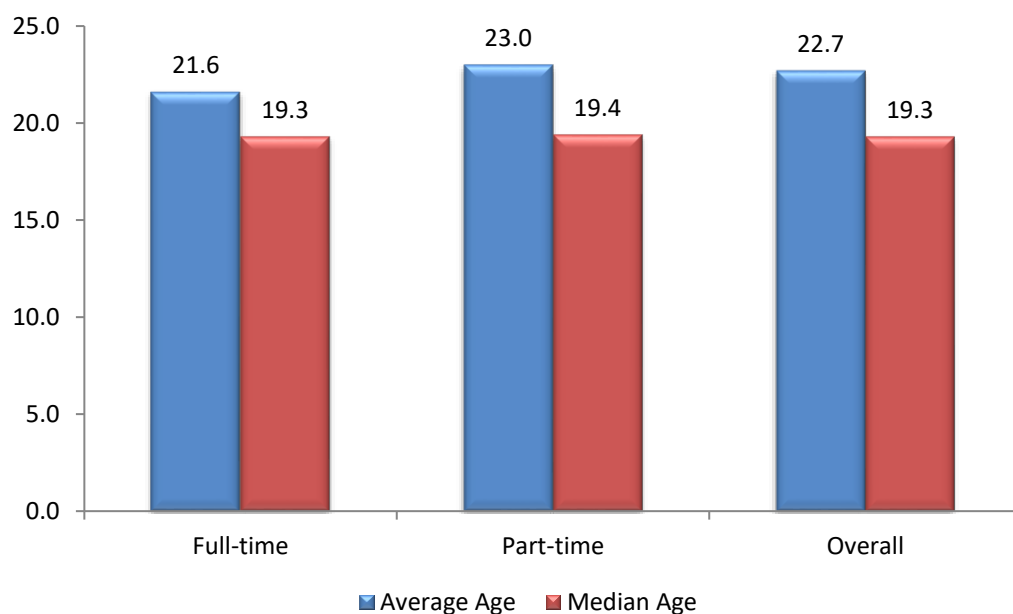
Source: Internal SJR State Database

Full-time vs. Part-time Students by Age (Fall 2020)



Source: Internal SJR State Database

Average & Median Age by Full-time vs. Part-time Status (Fall 2020)

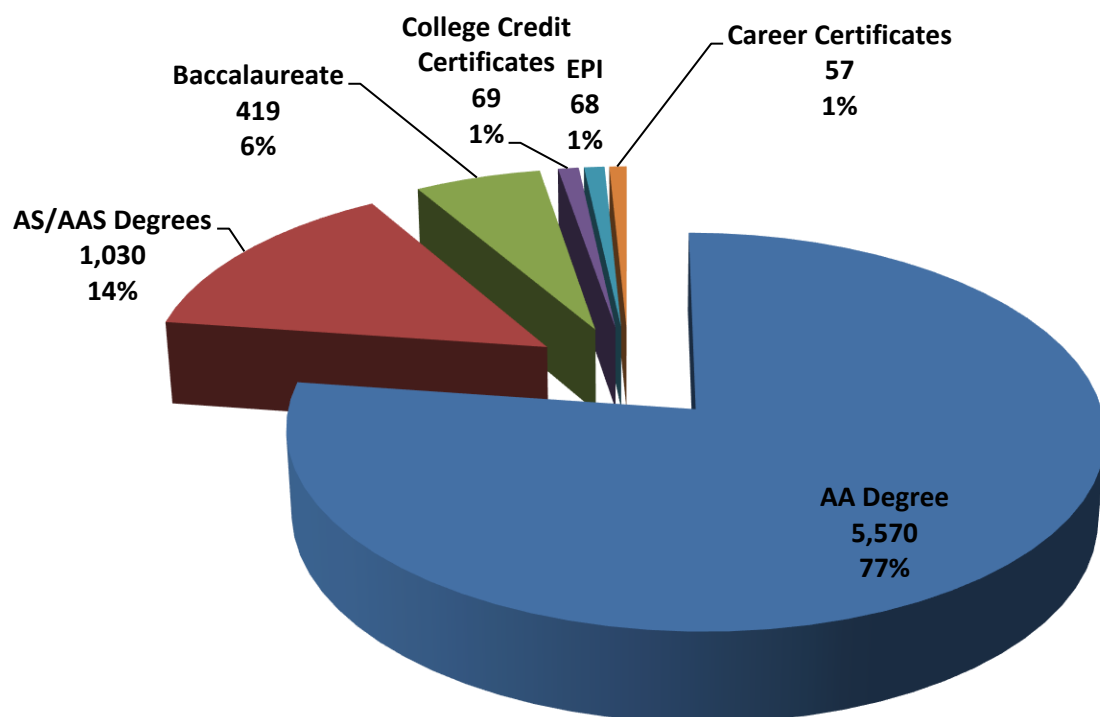


Source: Internal SJR State Database

Academic Goal

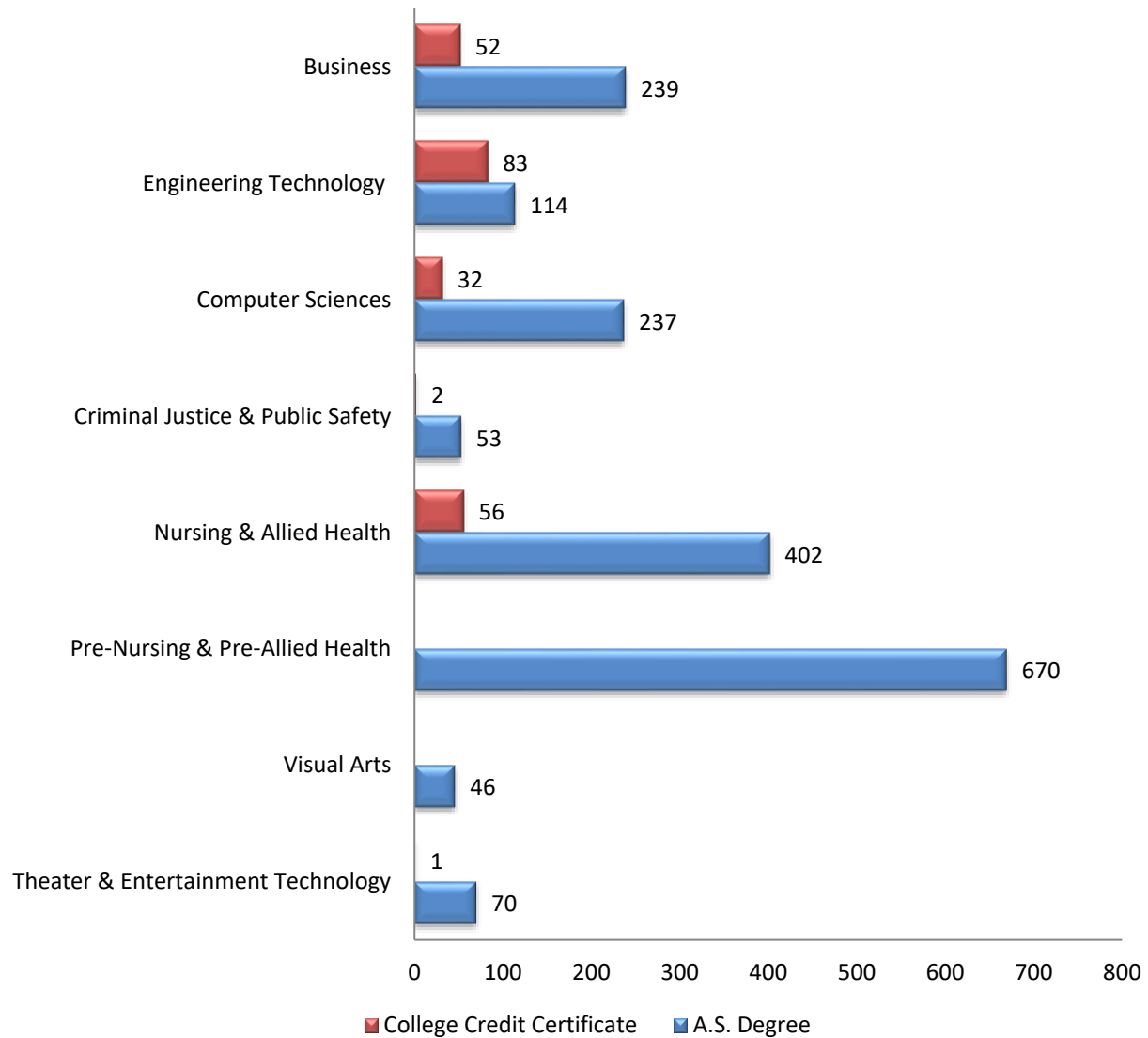
According to fall 2020 semester data, seventy-seven percent (77%) of St. Johns River State College degree and certificate seeking students are pursuing an Associate in Arts (A.A.) Degree, which is transferrable to the State University System (SUS). The data further show that 14% of students are seeking an Associate in Science (A.S.) or Associate in Applied Science (A.A.S.) degree, which prepares students to enter the workforce. The number of students pursuing a baccalaureate degree was 419 in fall 2020.

Headcount Enrollment by Primary Degree (Fall 2020)



Source: Internal SJR State Database

Total Headcount* for A.S. Degrees & Credit Certificates (Fall 2020)



* Includes both primary and secondary programs of study; 21% of students had a secondary program of study so headcount is duplicated between primary and secondary programs in these instances.

Source: Internal SJR State Database

Headcount by Primary Program of Study (Fall 2020)

The following tables provide a headcount by primary program of study for associate in science (A.S.), associate in applied science (A.A.S.), college credit certificate (CCC), career certificate (CAR), or baccalaureate (B.S./B.A.S.) programs for the fall 2020 semester.

Allied Health	
Program	Headcount
Emergency Medical Services	17
Emergency Medical Technician (CCC)	18
Health Information Technology	17
Pre-Health Information Technology	3
Health Services Management	14
Health Care Services (CCC)	4
Paramedic (CCC)	20
Medical Assisting (CAR)	9
Medical Office Administration	15
Radiologic Technology	35
Pre-Radiologic Technology	33
Respiratory Care	11
Pre-Respiratory Care	5

Baccalaureate Degrees	
Program	Headcount
Early Childhood Education (B.S.)	43
Nursing (B.S.)	153
Organizational Management (B.A.S.)	
Supervision and Management Concentration	136
Health Care Administration Concentration	66
Computer Concentration	19

Business	
Program	Headcount
Accounting Technology	21
Accounting Technology Management (CCC)	2
Accounting Technology Operations (CCC)	1
Accounting Technology Specialist (CCC)	2
Applied Management	4
Business Administration	96
Business Management (CCC)	6
Business Operations (CCC)	2
Digital Marketing Management (CCC)	1

Computer Science and Information Technology	
Program	Headcount
Computer Information Technology	69
Help Desk Support Technician (CCC)	1
Information Technology Support Specialist (CCC)	3
Computer Programing and Analysis	59
Computer Programmer (CCC)	2
Computer Programming Specialist (CCC)	1
Data Science and Analysis	4
Internet Services Technology	3
Internet Technology Administration	1
Network Systems Technology	29

Criminal Justice & Public Safety	
Program	Headcount
Criminal Justice Technology (A.S.)	30
Criminal Justice Technology Specialist (CCC)	1
Law Enforcement Officer (CAR)	21
Correctional to Law Enforcement Officer (CAR)	4
Correctional Officer (CAR)	1
Probation Officer to Law Enforcement Officer (CAR)	1

Engineering Technology	
Program	Headcount
Engineering Technology	109
Engineering Technology Support Specialist (CCC)	3

Florida School of the Arts	
Program	Headcount
Visual Art	38
Acting	19
Dance Performance	8
Musical Theater	21
Theater Technology	10
Stage Management	4

Nursing & Allied Health	
Program	Headcount
Nursing – accepted	228
Pre-Nursing	128
Nursing Assistant (CAR)	6
Practical Nursing (CAR)	15

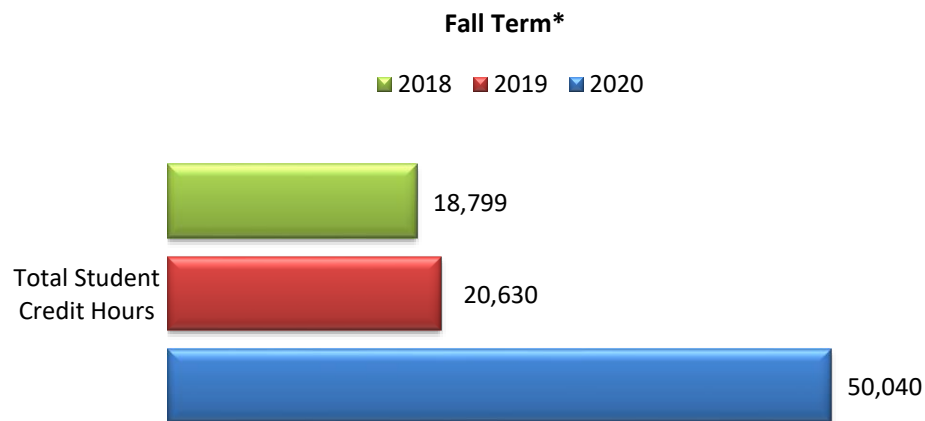
Source: Internal SJR State Database

SPECIAL PROGRAMS

Distance Learning

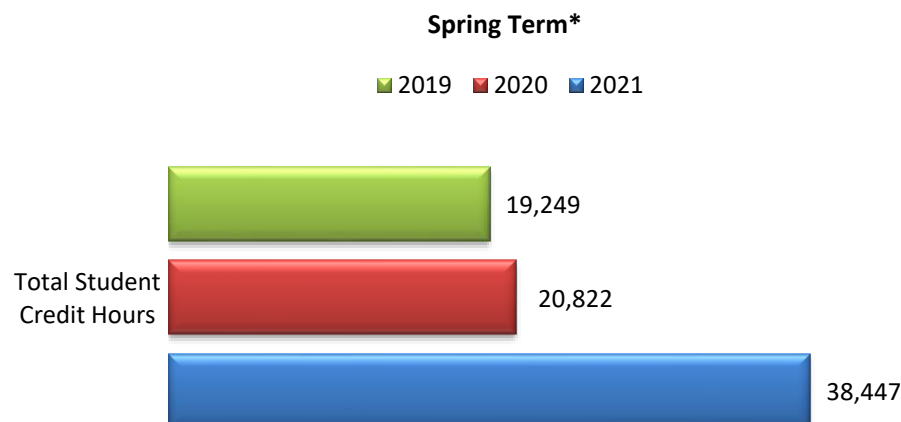
St. Johns River State College is committed to offering quality distance learning courses. All of SJR State's distance learning courses are instructor-led and use the same schedule as on-campus courses. The College offers both online and hybrid courses. Online courses are taught completely online, although some courses require on-campus tests, labs, or other meetings. In comparison, hybrid courses consist of some coursework online and some coursework on-campus. Note that due to the COVID-19 pandemic the College offered many more distance learning courses in the last academic year. Furthermore, the College began offering synchronous "Live Online" courses in addition to traditional asynchronous offerings.

Total Distance Learning Credit Hours Taught by Term



*PSV, A&P, and Dev Ed Courses

Source: Internal SJR State Database




*PSV, A&P, and Dev Ed Courses

Source: Internal SJR State Database

Summer Terms*

■ 2018 ■ 2019 ■ 2020



*PSV, A&P, and Dev Ed Courses

Source: Internal SJR State Database

Online vs. Hybrid Courses*

	Fall 2018		Fall 2019		Fall 2020	
	Hybrid	Online	Hybrid	Online	Hybrid	Online
Number of sections taught	53	264	46	296	37	886
Total student credit hours	2,625	16,174	2,250	18,239	2,356	47,405

	Spring 2019		Spring 2020		Spring 2021	
	Hybrid	Online	Hybrid	Online	Hybrid	Online
Number of sections taught	61	270	57	300	62	664
Total student credit hours	2,472	16,777	2,174	18,483	2,853	35,594

	Summer 2018		Summer 2019		Summer 2020	
	Hybrid	Online	Hybrid	Online	Hybrid	Online
Number of sections taught	34	213	30	229	10	441
Total student credit hours	1,371	12,129	1,244	13,384	527	20,877

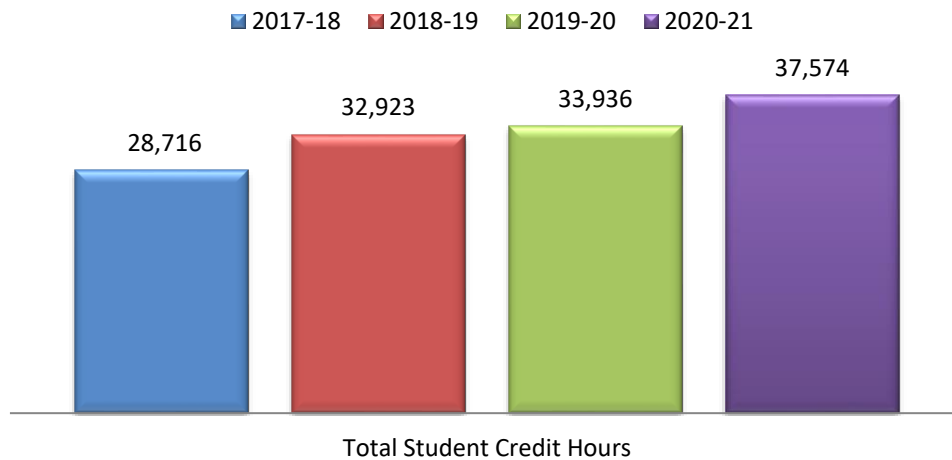
*PSV, A&P, and Developmental Education Courses

Source: Internal SJR State Database

Dual Enrollment

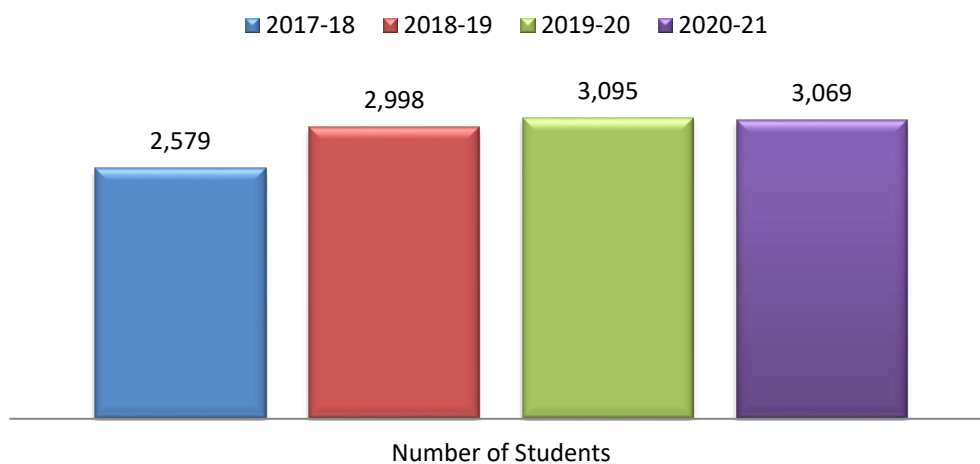
Dual Enrollment at St. Johns River State College provides eligible high school students the opportunity to earn college credit while earning credit toward a high school diploma. Students can take dual enrollment courses that will lead to an Associate in Arts or Associate in Science degree. This program serves public and private high school students, as well as home-schooled students. Students may take courses either on the high school site or on one of SJR State's campuses, with most students enrolled on a high school site. Note that in 2020-21 due to the COVID-19 pandemic most students were enrolled in distance learning.

Total Student Credit Hours



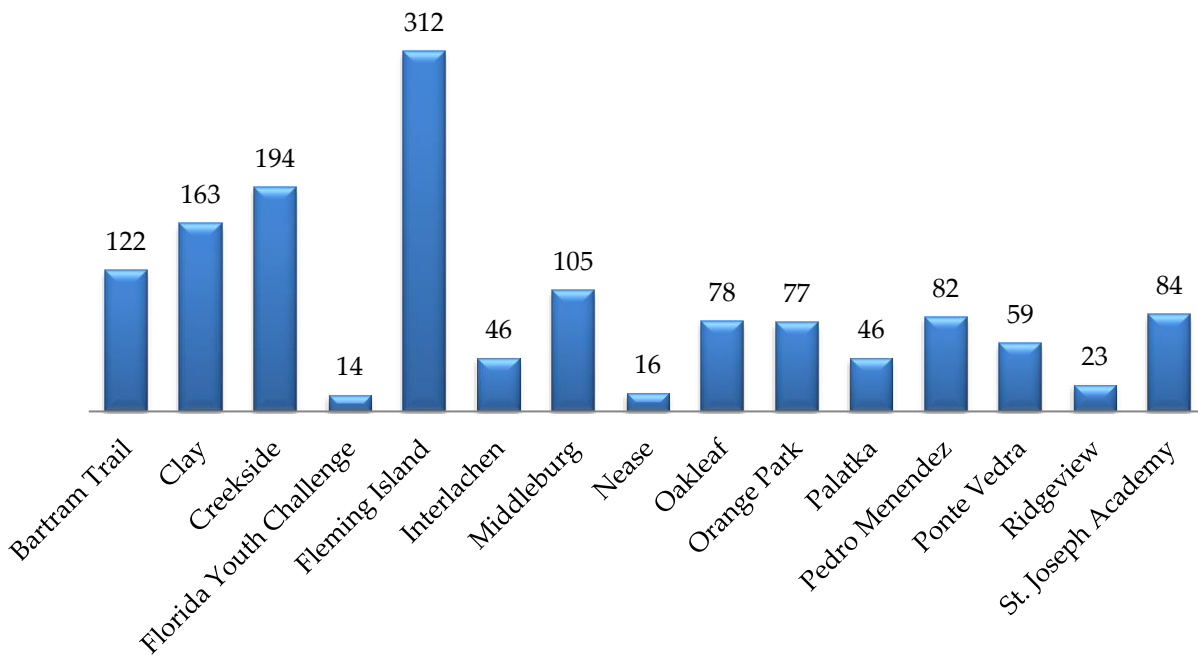
Source: Internal SJR State Database (Report Year)

Unduplicated Headcount



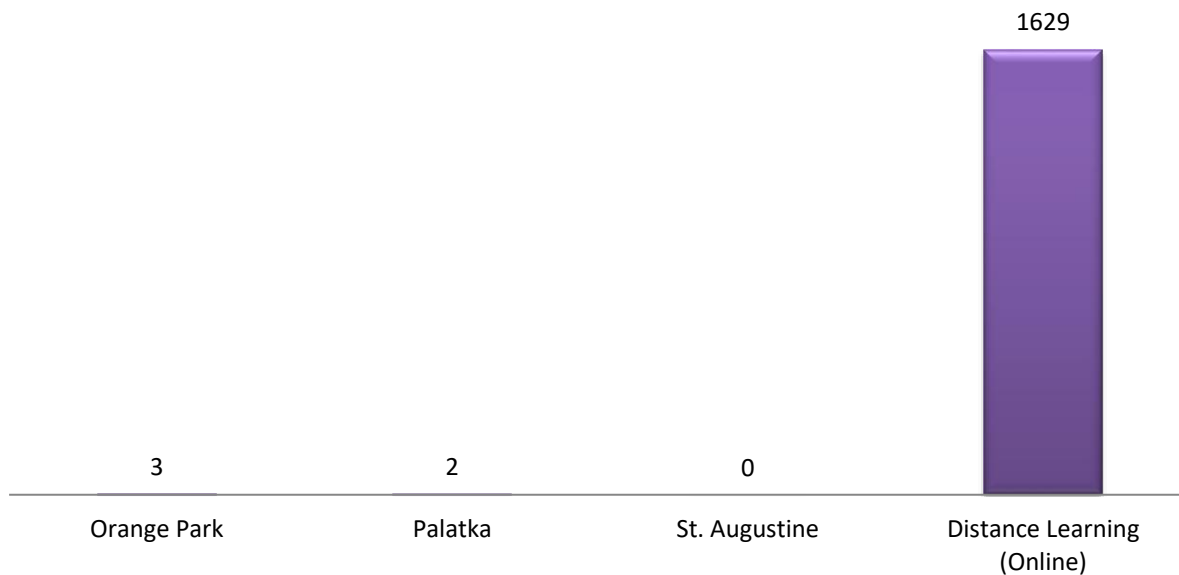
Source: Internal SJR State Database (Report Year)

Dual Enrollment Students Attending Class on a High School Site (Fall 2020)



Source: Internal SJR State Database

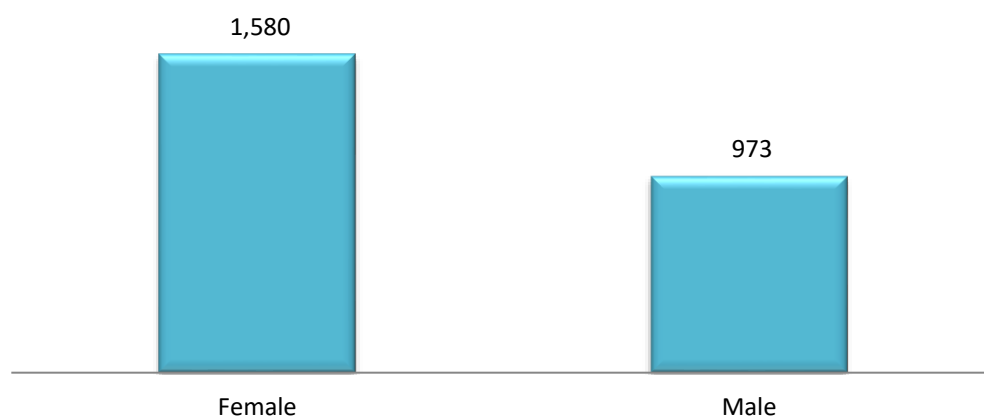
Dual Enrollment Students by SJR State Campus* (Fall 2020)



*Most enrollments were online due to COVID-19 pandemic

Source: Internal SJR State Database

Dual Enrollment by Gender* (Fall 2020)



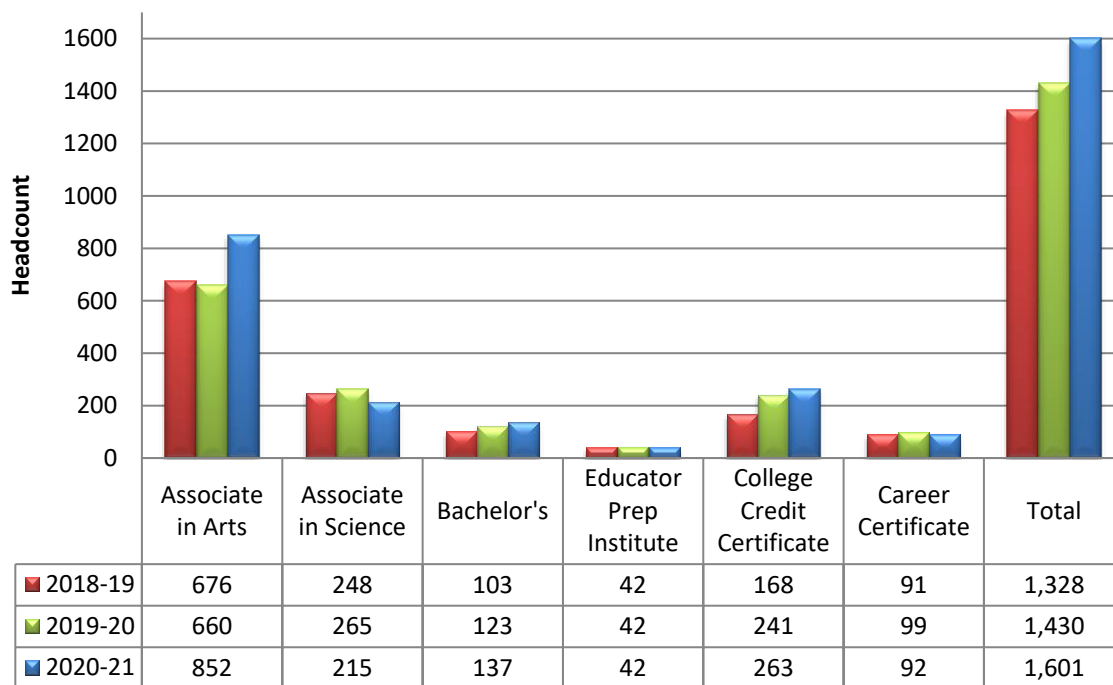
*Does not include 247 who had an unreported gender

Source: Internal SJR State Database



STUDENT COMPLETIONS

Completers by Program of Study



Source: Florida College System Student Database Reports AA1AREPT Term 1E-3E

Program Completers by Gender

	2018-19			2019-20			2020-21		
Degree	Female	Male	Unkn.*	Female	Male	Unkn.*	Female	Male	Unkn.*
Associate in Arts	401	237	38	385	239	36	517	291	44
Associate in Science	185	52	11	182	75	8	146	63	6
Bachelor's	78	24	0	98	25	0	111	23	3
Educator Prep Institute	28	9	5	20	19	3	33	8	1
College Credit Certificate	103	57	8	98	130	13	98	144	21
Career Certificate	29	59	3	51	45	3	52	34	6
Total	824	438	65	824	438	65	957	563	81

*Unknown race and/or gender

Source: Florida College System Student Database Reports AA1AREPT Term 1E-3E

Program Completers by Ethnicity

Baccalaureate Degree Completers

Ethnicity	2018-19	2019-20	2020-21
Alien	1	0	0
Asian	0	2	2
American Indian	0	0	1
Black	11	8	12
Hispanic	4	9	15
Pacific	1	0	0
Two or More Races	3	5	10
White	83	99	94
Unknown*	0	0	3
Total	103	123	137

*Unknown race and/or gender

Source: Florida College System Student Database Reports AA1AREPT Term 1E-3E

A.A. Degree Completers

Ethnicity	2018-19	2019-20	2020-21
Alien	0	3	1
Asian	11	17	9
American Indian	2	0	1
Black	42	42	56
Hispanic	75	73	98
Pacific	1	1	1
Two or More Races	32	40	35
White	475	448	607
Unknown*	38	36	44
Total	676	660	852

*Unknown race and/or gender

Source: Florida College System Student Database Reports AA1AREPT Term 1E-3E

A.S./A.A.S. Degree Completers

Ethnicity	2018-19	2019-20	2020-21
Alien	0	0	2
Asian	5	6	7
American Indian	2	0	0
Black	28	23	23
Hispanic	19	27	21
Pacific	0	2	1
Two or More Races	6	8	7
White	177	191	148
Unknown*	11	8	6
Total	248	265	215

*Unknown race and/or gender

Source: Florida College System Student Database Reports AA1AREPT Term 1E-3E

College Credit Certificate Completers

Ethnicity	2018-19	2019-20	2020-21
Alien	0	0	0
Asian	3	9	4
American Indian	0	0	0
Black	16	20	25
Hispanic	9	23	22
Pacific	0	1	1
Two or More Races	5	12	8
White	127	163	182
Unknown*	8	13	21
Total	168	241	263

*Unknown race and/or gender

Source: Florida College System Student Database Reports AA1AREPT Term 1E-3E

Career Certificate Completers

Ethnicity	2018-19	2019-20	2020-21
Alien	0	1	0
Asian	0	1	0
American Indian	0	2	0
Black	11	16	10
Hispanic	9	11	13
Pacific	0	1	0
Two or More Races	3	4	2
White	65	60	61
Unknown*	3	3	6
Total	91	99	92

*Unknown race and/or gender

Source: Florida College System Student Database Reports AA1AREPT Term 1E-3E

STUDENT ACCOMPLISHMENTS

General Education Outcomes

All degree programs at St. Johns River State College include a general education component that ensures that each degree graduate achieves a breadth of knowledge in areas such as humanities, science, and social sciences and develops key skills in critical thinking, reading, writing and mathematics. In addition to measuring learning outcomes in general education courses, the College assesses its general education program by asking selected students to take the *ETS®* Proficiency Profile. As shown below, the total score for SJR State students was higher than the cohort on this norm-referenced instrument in 2021. This was also true for the majority of sub-scores for individual skills/context-based areas.

***ETS®* Proficiency Profile Results, 2021**

Skill/Context	SJR State Associate Students ¹	SJR State Baccalaureate Students ²	Students at all Institutions ³
Critical Thinking	110.39	110.75	110.0
Reading	115.74	117.12	116.0
Writing	113.09	113.56	112.8
Mathematics	112.48	112.73	111.9
Humanities	114.09	115.48	113.3
Social Science	112.29	113.19	111.8
Natural Sciences	113.98	114.16	113.9
Total Score	437.97	440.70	437.4

Source: *ETS®* Proficiency Profile Results for 2020-2021 academic year

¹Administered to associate degree students in third English course

²Administered to baccalaureate students in capstone course

³All 2 year institutions



Information Literacy

Upon request of a faculty member, librarians offer information literacy instruction designed to meet the particular needs of an academic program. Evaluation tools are provided for each of these sessions to measure classroom effectiveness and student outcomes for this service. In 2020-21, most instruction was provided live online due to COVID-19. However, live online information literacy instruction will continue to be provided after the 2020-21 academic year.

Information Literacy Classes Taught by Campus

	Orange Park		Palatka		St. Augustine		Online		Total	
Year	Classes Taught	# of Patrons	Classes Taught	# of Patrons	Classes Taught	# of Patrons	Classes Taught	# of Patrons	Classes Taught	# of Patrons
2018-19	51	904	26	480	49	1112	-	-	126	2,496
2019-20	41	976	14	208	35	795	-	-	90*	1,979
2020-21	0	0	6	62	2	25	66	885	74	972

Source: SJR State Department of Library Resources

*Information Literacy classes also occurred off campus

St. Johns River State College also administers the Standardized Assessment of Information Literacy Skills (SAILS) to ENC 1102: Composition II students. This assessment is a nationally normed test on information literacy skills. The results below are for spring 2021 students. Scores for the comparison group (baccalaureate - general) as well as for all students who took the SAILS test are also included.

SAILS Results, Spring 2021

SAILS Skill Set	SJR State Students	Comparison Group	All Institutions
Developing a Research Strategy	534 ±10	521 ±2	526 ±1
Selecting Finding Tools	514 ±13	493 ±2	497 ±2
Searching	495 ±11	488 ±2	492 ±1
Using Finding Tool Features	556 ±21	540 ±3	546 ±2
Retrieving Sources	506 ±15	508 ±3	516 ±2
Evaluating Sources	496 ±14	476 ±2	483 ±2
Documenting Sources	486 ±15	441 ±2	457 ±2
Understanding Economic, Legal, and Social Issues	521 ±14	487 ±2	493 ±2

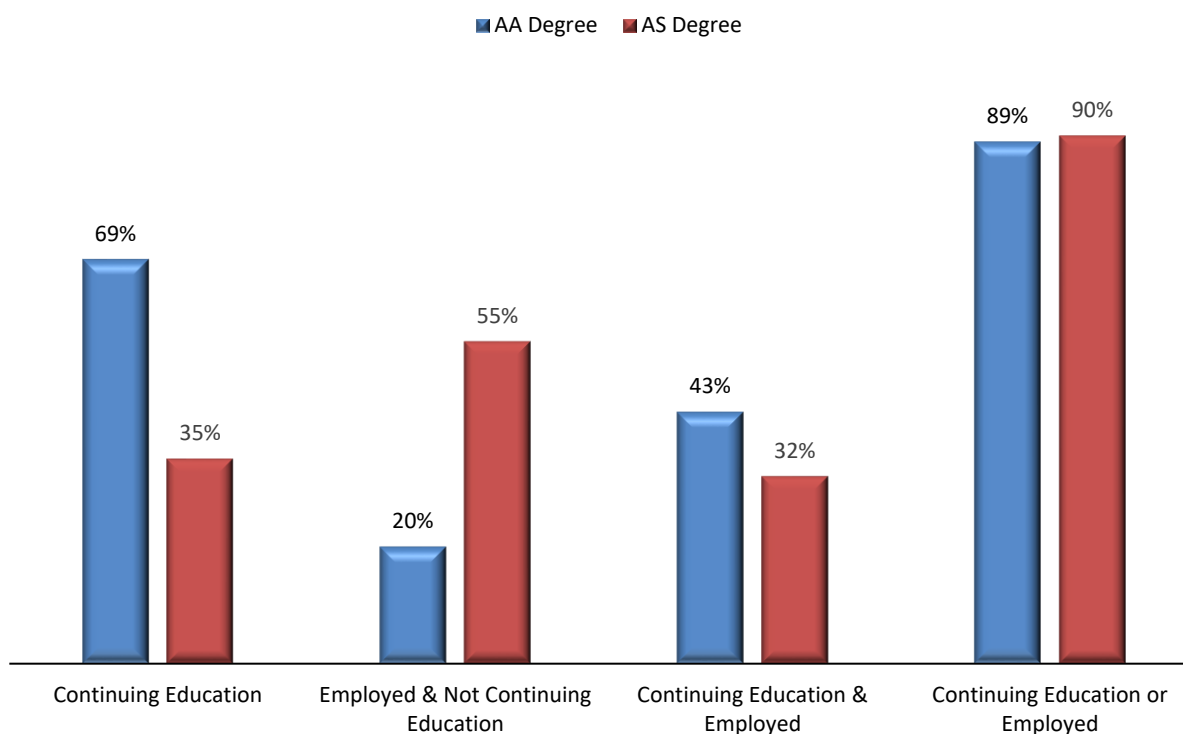
Source: SAILS Results – Spring 2021 ENC 1102

Post SJR State Achievement

Post Degree Employment/Continuing Education Outcomes

The graph below depicts the one-year post graduation outcomes for Associate in Arts and Associate in Science students who graduated from SJR State in 2018-19. As expected, given the nature of degree intent, most AA graduates continued their education (69%) while AS graduates tended to go directly into the workplace and not immediately enroll in further education. However, approximately 90% of all associate degree graduates were either employed or continued their education (or both) in the year after graduation. Furthermore, the majority of St. Johns River State College students who transfer to a Florida public university attend the University of North Florida (UNF). In 2010, recognizing this trend, St. Johns River State College formalized an articulation agreement with UNF with the “Gateway Program.” The Gateway Program facilitates a transition from an Associate in Arts degree at St. Johns River State College to one of UNF’s baccalaureate programs.

One-Year Outcomes for 2018-19 Associate Degree Completers



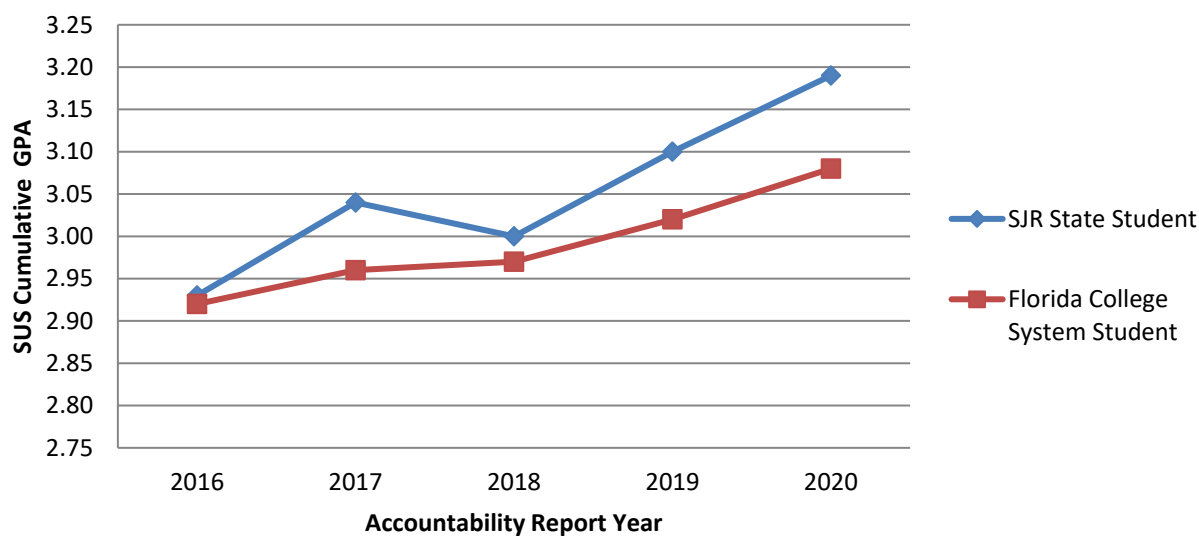
Source: Florida Education and Training Placement Information Program

Retrieved from: <https://www.fldoe.org/accountability/fl-edu-training-placement-info-program/fl-college-system-reports.shtml>

GPAs of Student Transfers

Students from St. Johns River State College tend to achieve higher GPAs at State University System (SUS) institutions than other Florida College System transfers. The graph below illustrates this for students who graduated from SJR State with an A.A. degree and then attend an SUS institution.

Cumulative GPAs of SJR State AA Graduates*



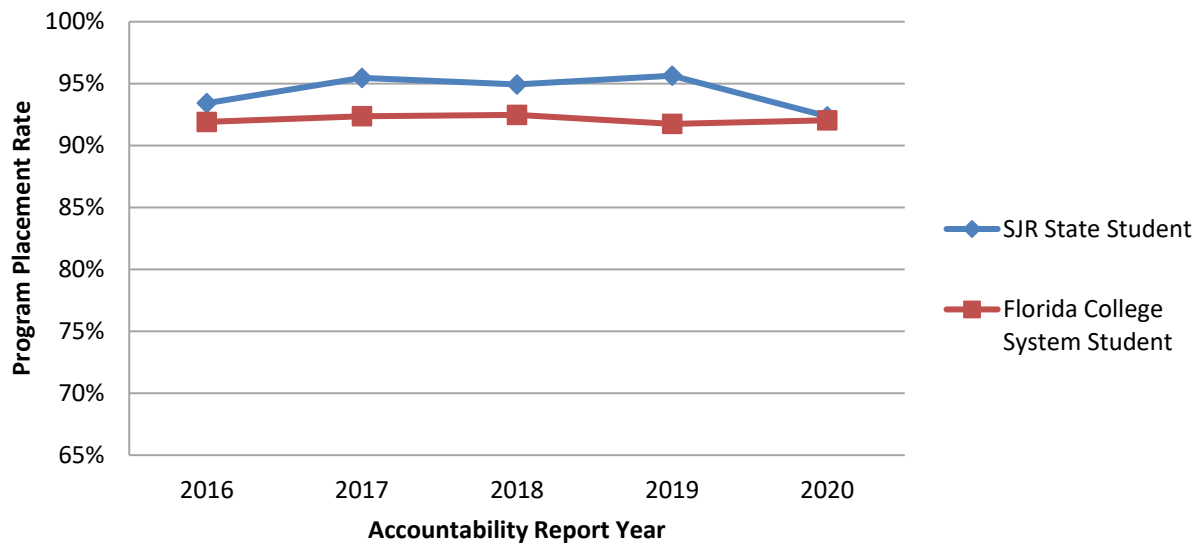
*Only includes students who completed their whole A.A. degree at St. Johns River State College
Source: Florida College System Accountability Reports 2016-2020

Vocational Placement Rates

Another measure of post SJR State student achievement is that of placement rate where placement refers to whether or not a former student is employed in an occupation that relates to their instruction at SJR State. Placement rates are calculated for students who were enrolled in Associate in Science/Applied Science degrees, college credit certificates, post-secondary adult vocational certificates and apprenticeship programs. Those who go into the military or continue their education are also included in this rate. Placement information is provided by the Florida Education and Training Placement Information Program (FETPIP).

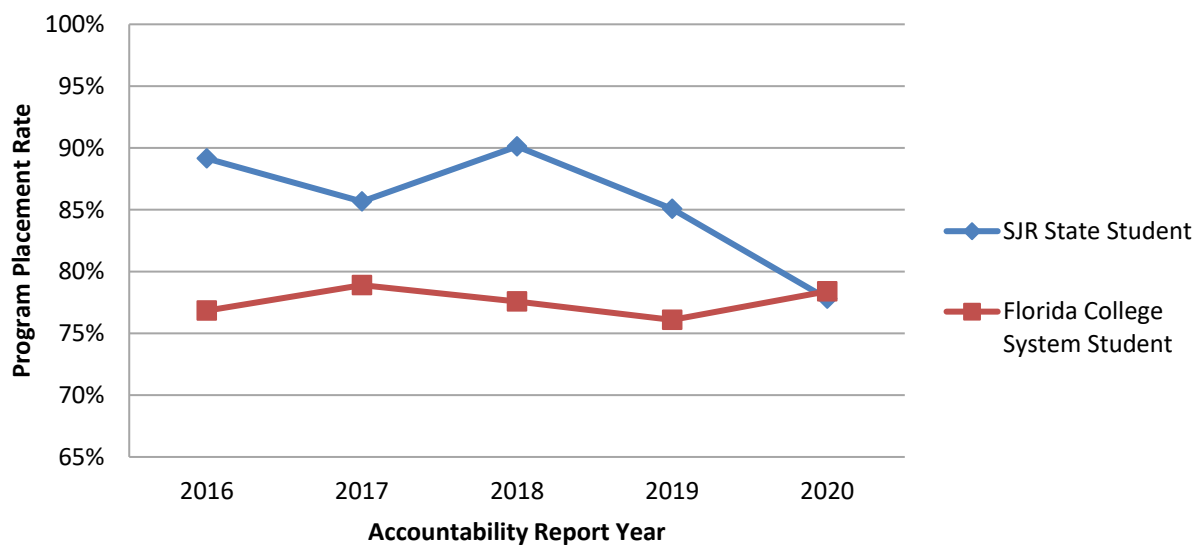
Placement rates for students from SJR State are similar to those for the Florida College System as a whole. This is true whether they completed the program at SJR State or left before completing the program.

Vocational Placement Rates for Program Completers



Source: Florida College System Accountability Reports 2016-2020

Vocational Placement Rates for Program Leavers



Source: Florida College System Accountability Reports 2016-2020

COLLEGE OPERATIONS

Learning Resources

Each SJR State campus has a library and computer lab that provides a comfortable environment designed to offer faculty, students, and staff a wide variety of services, resources, and facilities to meet their informational and research needs. The libraries and computer labs each offer 67 ½ hours of service per week while classes are in session. In addition, the library provides live online chat services and 24/7 access to online resources and guides through the Learning Resources web site (learningresources.sjrstate.edu). In 2020-21 due to the Covid-19 pandemic students were able to pre-book library computers and study spaces.

Each SJR State campus has an Academic Support Center (ASC) that provides tutoring services in mathematics, writing, and biology to current SJR State students. The centers are staffed by full-time Academic Support Coordinators who are assisted by part-time tutors including a Writing Coach. The ASC's provide individual tutoring, group workshops, and digital learning support programs. Students may connect with ASC personnel either on campus or online through virtual visits. In addition to services provided by the ASC, students are provided 300 minutes of free online tutoring services in most subjects 24/7 through tutor.com.

During the fall 2020 and spring 2021 terms the Library and Academic Support Center faculty and staff visited 136 live-online classes. In addition, there were 130,517 views of the Library and ASC's online guides.

Library Resources and Services 2020 – 2021

Resources	63,202 books 190,708 eBooks 9,669 DVDs 144 online databases & digital platforms
Use	4,782 physical items loaned 83,475 uses of online databases - 32,474 authenticated student sessions 2,129 individual bookings for computers 1,345 individual bookings for study spaces
Research & Instructional Services	4,117 people asked over 8,260 questions of Library staff - 90% of them received help in-person - 10% of them received help online via chat; average duration 8 minutes and 42 seconds

Source: SJR State Department of Library Services

Academic Support Centers

1,829 students received math, writing, or biological sciences tutoring from the Academic Support Center (ASC) staff

- 79% of students received tutoring in-person
- 21% of students received tutoring online via chat; average duration – 12 minutes and 48 seconds

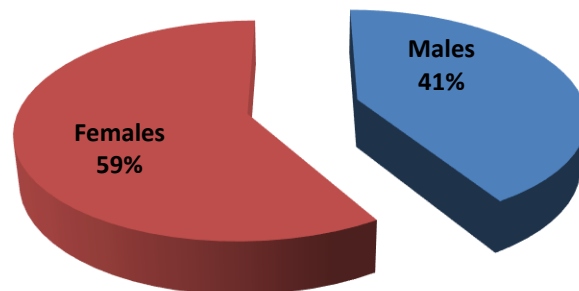
930 students received tutoring through tutor.com

- 2,771 sessions were conducted totaling 2,294 hours of service use

Source: SJR State Department of Library Services

College Personnel

Full-time Employees by Gender (2020)



Source: 2020 IPEDS Data

Full-time Employees by Classification, Gender, & Race/Ethnicity (Fall 2020)

Classification	Black, Non- Hispanic	American Indian	Asian	Hispanic	White, Non- Hispanic	Two or More Races	Unknown	Total
Males								
Management	3	0	1	0	8	0	2	14
Instructional	5	0	0	0	55	0	8	68
Business & Financial	0	0	0	0	1	0	0	1
Computer, Engineering, & Science	0	0	0	0	11	0	1	12
Community Service, Legal, Arts, & Media	0	0	0	0	11	0	0	11
Healthcare Pract. & Technical Occupations	0	0	0	0	1	0	0	1
Librarian	0	0	0	0	2	0	0	2
Library Technician	0	0	0	0	0	0	0	0
Natural Resource, Construction, & Maintenance	0	0	0	0	3	0	0	3
Office & Admin Support	4	0	0	0	7	0	1	12
Sales	0	0	0	0	1	0	0	1
Service	4	1	1	0	12	0	2	20
Other Educ. Services	0	0	0	0	0	0	0	0
Total Males	16	1	2	0	112	0	14	145
Females								
Management	0	0	0	0	16	0	0	16
Instructional	8	0	3	0	60	0	2	73
Business & Financial	1	0	0	0	6	0	1	8
Computer, Engineering, & Science	0	0	0	0	4	0	0	4
Community Service, Legal, Arts, & Media	1	0	0	0	9	0	0	10
Healthcare Pract. & Technical Occupations	0	0	0	0	0	0	0	0
Librarian	0	0	0	0	0	0	0	0
Library Technician	0	0	0	0	4	0	0	4
Natural Resource, Construction, and Maintenance	0	0	0	0	0	0	0	0
Office & Admin Support	9	1	0	0	68	1	0	79
Sales	0	0	0	0	2	0	0	2
Service	3	0	0	0	1	0	1	5
Other Educ. Services	0	0	0	0	5	0	0	5
Total Females	22	1	3	0	175	1	4	206
Males + Females	38	2	5	0	287	1	16	351

Source: 2020 IPEDS Data

College Finances

Expenditures by College Function

Fiscal Year	Percent of Total Core Expense					
	Instruction	Public Service	Academic Support	Student Services	Institutional Support	Other Core Expenses
2018-19	42%	1%	9%	11%	19%	17%
2019-20	39%	1%	9%	10%	18%	23%
2020-21	38%	1%	8%	12%	18%	23%

Source: 2018, 2019, 2020 IPEDS Data

Facilities

General Information: Campus Wide

Campus Information	Total
Number of Campuses	3
Total Acreage of All Property	353.88

Source: SJR State Facilities Report

Facilities, Land, & Buildings by Campus

Campus	Acres	Number of Buildings	Gross Square Feet
Orange Park	95.68	9	208,577
Palatka	93	21	240,781
St. Augustine	165.2	8	112,598

Source: SJR State Facilities Report

Campus Safety

The mission of St. Johns River State College's Department of Campus Safety and Security is to provide a safe, secure, and productive college learning environment for students, faculty, staff, and visitors.

St. Johns River State College security officers are licensed by the State of Florida and armed. Contract security officers are also licensed and consist of both armed and unarmed officers. College and contract security officers work closely with local law enforcement agencies on reporting and follow-up actions or investigations related to criminal activities on campus. In order to facilitate this relationship and to assist in crime prevention, all employees and students are encouraged to promptly report all criminal or suspicious activity to the security officer on duty on the campus.

The 2020 Crime Statistics listed below indicate that SJR State continues to be a very safe college with an extremely low crime rate.

SJR State Crime Statistics for On-Campus Property (2020)

Campus	Orange Park	Palatka	St. Augustine
Murder/Non Negligent Manslaughter	0	0	0
Negligent Manslaughter	0	0	0
Rape	0	0	0
Fondling	0	0	0
Statutory Rape	0	0	0
Incest	0	0	0
Robbery	0	0	0
Aggravated Assault	0	0	0
Burglary	0	0	0
Motor Vehicle Theft	0	0	0
Arson	0	0	0
Arrests: Weapons (Carrying, Possessing, etc.)	0	0	0
Disciplinary Referrals: Weapons (Carrying, Possessing, etc.)	0	0	0
Arrests: Drug Abuse Violations	0	0	0
Disciplinary Referrals: Drug Abuse Violation	0	0	0
Arrests: Liquor Law Violation	0	0	0
Disciplinary Referrals: Liquor Law Violations	0	0	0
Domestic Violence	0	0	0
Dating Violence	0	0	0
Stalking	0	0	0

Source: SJR State Department of Public Safety/Security

