



ST. JOHNS RIVER  
STATE COLLEGE



Fact Book

2025 College

# ST. JOHNS RIVER STATE COLLEGE

## FLORIDA SCHOOL OF THE ARTS

---

### **2025-26 DISTRICT BOARD OF TRUSTEES**

Rich Komando, J.D., Chairman  
Wendell D. Davis, Vice Chairman

Nick Primrose, J.D.  
W.J. (Jud) Sapp, Jr.  
Chereese Stewart  
Cyrus Zomorodian, J.D.

Board Attorney – Jeremiah Blocker, J.D.  
Executive Secretary – Joe H. Pickens, J.D.

### **2025-26 SENIOR LEADERSHIP**

Joe H. Pickens, J.D. – President  
Melanie A. Brown, Ph.D. – Chief Operating Officer, Senior Vice President  
Rosalind M. Humerick, Ph.D. – Vice President and Chief Institutional Research Officer  
Edward P. Jordan, Ph.D. – Chief Academic Officer, VP for Academic and Student Affairs  
Randall D. Peterson, B.A. – Chief Financial Officer, Vice President

#### **Accreditation**

St. Johns River State College is accredited by the Southern Association of Colleges and Schools Commission on Colleges (SACSCOC) to award associate and baccalaureate degrees. St. Johns River State College also may offer credentials such as certificates and diplomas at approved degree levels. Questions about the accreditation of St. Johns River State College may be directed in writing to the Southern Association of Colleges and Schools Commission on Colleges at 1866 Southern Lane, Decatur, GA 30033-4097, by calling (404) 679-4500, or by using information available on SACSCOC's website ([www.sacscoc.org](http://www.sacscoc.org)).

# ST. JOHNS RIVER STATE COLLEGE

## FLORIDA SCHOOL OF THE ARTS

---



### Orange Park Campus

283 College Drive ❖ Orange Park, FL 32065 ❖ (904) 276-6800



### Palatka Campus

5001 St. Johns Avenue ❖ Palatka, FL 32177 ❖ (386) 312-4200



### St. Augustine Campus

2990 College Drive ❖ St. Augustine, FL 32084 ❖ (904) 808-7400

#### NON-DISCRIMINATION STATEMENT

St. Johns River State College, an equal access institution, prohibits discrimination in its employment, programs, activities, policies and procedures based on race, sex, gender, gender identity, age, color, religion, national origin, ethnicity, disability, pregnancy, sexual orientation, marital status, genetic information or veteran status. Questions pertaining to education equity, equal access or equal opportunity should be addressed to the College Title IX Coordinator/Equity Officer: Charles Romer, Room A0173, 5001 St. Johns Avenue, Palatka, FL 32177; (386) 312-4074; CharlesRomer@sjrstate.edu. Anonymous reporting is available at [SJRstate.edu/report](https://sjrstate.edu/report). Inquiries/complaints can be filed with the Title IX Coordinator/Equity Officer online, in person, via mail, via email or with the US Department of Education, Office of Civil Rights, Atlanta Office, 61 Forsyth St. SW Suite 19T10, Atlanta, GA 30303-8927.

# **TABLE OF CONTENTS**

INTRODUCTION .....	1
History of St. Johns River State College .....	1
Mission Statement .....	3
Strategic Goals 2022-2027 .....	3
ST. JOHNS RIVER State College SERVICE DISTRICT .....	4
Service District Population .....	5
Population by Gender .....	5
Population by Age .....	5
Population by Race/Ethnicity .....	6
Economic Status by County .....	6
Educational Attainment by County .....	6
Public High School Graduates.....	7
Public High School Graduates with Standard Diploma .....	7
OVERVIEW OF THE COLLEGE .....	8
Academic Programs .....	8
Baccalaureate Degrees .....	8
Associate in Arts Degree .....	8
Associate in Science Degrees .....	9
College Credit Certificates .....	9
Career Certificates (formerly PSAV).....	10
Adult Education .....	10
Educator Preparation Institute .....	10
Continuing and Community Education .....	10
Institutional Profile .....	11
Annual Unduplicated Student Headcount.....	11
Unduplicated Headcount by Predominant Campus .....	11
Enrollment by County .....	12
Annual FTE by Instructional Campus.....	13
Fundable FTE by Category of Instruction.....	13

FTE Enrollment History .....	14
FTE Enrollment by Time of Day .....	14
Student Financial Aid .....	15
Number of Students Receiving Financial Aid .....	15
Average Aid Disbursed per Student .....	15
Total Dollars Disbursed .....	16
STUDENT PROFILE .....	17
Demographic Information .....	17
Enrollment by Race/Ethnicity .....	17
Full-time vs. Part-time Status .....	18
Full-time vs. Part-time Students by Gender .....	18
Full-time vs. Part-time Students by Age .....	19
Average & Median Age by Full-time vs. Part-time Status .....	19
Academic Goal .....	20
Headcount Enrollment by Primary Degree .....	20
Total Headcount for A.S. Degrees & Credit Certificates .....	21
Headcount by Primary Program of Study .....	22
SPECIAL PROGRAMS .....	24
Distance Learning .....	24
Total Distance Learning Credit Hours Taught by Term .....	24
Online vs. Hybrid Courses .....	25
Dual Enrollment .....	26
Total Student Credit Hours .....	26
Unduplicated Headcount .....	26
Dual Enrollment Students Attending Class on a High School Site .....	27
Dual Enrollment Students by SJR State Campus .....	27
Dual Enrollment by Gender .....	28
STUDENT COMPLETIONS .....	29
Completers by Program of Study .....	29
Program Completers by Gender .....	29
Program Completers by Ethnicity .....	30

Baccalaureate Degree Completers.....	30
A.A. Degree Completers.....	30
A.S. Degree Completers.....	31
College Credit Certificate Completers.....	31
Career Certificate Completers .....	31
STUDENT ACCOMPLISHMENTS .....	32
General Education Outcomes.....	32
E-Proficiency Profile Results.....	32
Post SJR State Achievement.....	33
Post Degree Employment/Continuing Education Outcomes .....	33
GPAs of Student Transfers.....	34
Vocational Placement Rates .....	34
COLLEGE OPERATIONS.....	36
Learning Resources.....	36
Library Resources and Services .....	36
Academic Support Centers .....	37
College Personnel.....	37
Full-time Employees by Gender .....	37
Full-time Employees by Classification, Gender, & Race/Ethnicity .....	38
College Finances.....	39
Expenditures by College Function.....	39
Facilities .....	39
General Information: Campus Wide .....	39
Facilities, Land, & Buildings by Campus.....	39
Campus Safety .....	40
SJR State Crime Statistics for On-Campus Property.....	40



## **INTRODUCTION**

Each year, St. Johns River State College issues the College Fact Book to provide accurate and consistent data for administration, faculty, staff, and the media. It is designed to provide a comprehensive overview of the College's service district, students, and various College functions using several data sources.

Every effort has been made to include the most accurate and recent data available. The primary sources of information for the Fact Book include the Florida College System Accountability Reports and Student Data Base, U.S. Department of Education Institute of Education Sciences, Lightcast Analyst, and internal college databases. Sources are cited for each table or graph, and more information may be available upon request.

The Fact Book was prepared by the staff in the Office of Research and Institutional Effectiveness. The Office of Research and Institutional Effectiveness aids the College in reaching its goals by facilitating an institutional effectiveness program that is based on systematic planning and assessment as well as providing data and analysis that supports institutional improvement. The Department supports the College's accreditation, planning, research, and grants functions.

## **History of St. Johns River State College**

Named for the geographically and historically significant river that winds through its district, St. Johns River Junior College was established as a public institution in 1958 to serve the counties of Clay, Putnam, and St. Johns. It was one of several public junior colleges founded in accordance with legislation enacted by the 1957 session of the Florida Legislature. The College officially opened on February 25, 1958, with an inaugural class of 191 students. Dr. B. R. Tilley was appointed as the first president.

Dr. Tilley resigned his position in July 1965, and C. L. Overturf, Jr. was appointed interim president until Dr. Charles W. LaPradd was inaugurated as the second president on January 1, 1966. After six years of service, Dr. LaPradd resigned in April 1972, and Dr. Robert L. McLendon, Jr., former Vice President and Dean of Academic Affairs, was appointed president. The College's third president, Dr. Robert L. McLendon, Jr., announced his retirement in 2008 after serving 36 years as president. On November 1, 2008, Joe H. Pickens, J.D., a Putnam County native and former state legislator, was appointed as the College's fourth president.

### **St. Johns River State College** **Presidents**

B.R. Tilley	1958-1965
Charles W. LaPradd	1966-1972
Robert L. McLendon, Jr.	1972-2008
Joe H. Pickens	2008-pres.

The Florida School of the Arts began full operation as a part of St. Johns River Junior College with a charter class of 51 students in August of 1976. The first state-supported professional arts school for high school and college students in Florida, the school has continued to grow as its curriculum has expanded. The Florida School of the Arts serves the entire state of Florida.



In 1977, the College was officially renamed St. Johns River Community College and opened its first branch campus in Orange Park, a community in northern Clay County. The Orange Park Campus is now located on College Drive in the Doctors Inlet area.



In July 1986, the College opened its second branch campus, this time in St. Augustine in the Fullerwood School, a site made available by the St. Johns County School Board. In January 1996, the St. Augustine faculty, staff, and students moved to the newly constructed campus located on State Road 16.

The 1997 Senate Bill 1688 authorized St. Johns River Community College to become a fully comprehensive community college by offering workforce development programs. Two years later, the College offered the inaugural programs in this area including law enforcement, corrections, and apprenticeship programs in carpentry, electrical, and heating and air conditioning.

The College opened the Thrasher-Horne Center on the Orange Park Campus in 2004. This complex hosts traveling art exhibits, Broadway-type shows and community events, and serves as a meeting site for business conferences and events.



In March 2010, the State Board of Education approved St. Johns River Community College's proposal to offer two baccalaureate degrees: Early Childhood Education and Organizational Management. Receiving its accreditation from the Southern Association of Colleges and Schools in June 2010, the College held its inaugural baccalaureate classes in January 2011. The College has since added eight additional baccalaureate programs.



## **Mission Statement**

St. Johns River State College, an open-access, public institution of higher education in Northeast Florida, promotes excellence in teaching and learning to enrich the lives of its students and strengthen its community. The College offers certificates and associate and baccalaureate degrees, and it provides high-quality education, training, and cultural opportunities to encourage scholarly achievement. St. Johns River State College delivers high-quality instruction through face-to-face and distance education modalities and creates a supportive learning environment that includes services and resources to enable all students to reach their educational goals.

The College fulfills its mission through offering:

1. Transferable freshman and sophomore courses in the arts and sciences, as well as other disciplines, leading to the Associate in Arts degree.
2. Career and technical programs leading to an Associate in Science degree, college credit, or career certificate.
3. Upper-level courses leading to baccalaureate degrees as authorized by the Florida State Board of Education.
4. Delivery of high-quality instruction through face-to-face and distance education modalities.
5. Delivery of academic and student services to support student success across all locations and delivery modes.

## **Strategic Goals 2022-2027**

St. Johns River State College (SJR State) meets its mission through the following goals:

**Goal 1:** Strengthen the student experience in intake and onboarding.

**Goal 2:** Increase student achievement and success.

**Goal 3:** Contribute to community enrichment and economic development.

**Goal 4:** Invest in effective college-wide operations.

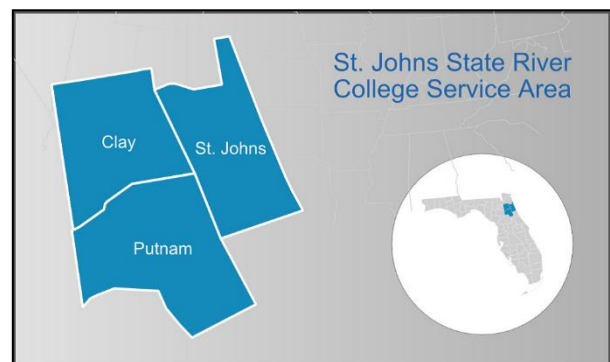
## **ST. JOHNS RIVER STATE COLLEGE SERVICE DISTRICT**



St. Johns River State College (SJR State or the College) is located in Northeast Florida. Since 1958, the College has operated as an open access institution providing a broad range of educational opportunities to the region including college credit certificates; associate degrees; and, in response to incredible need for the place-bound students in the district, limited, workforce-targeted baccalaureate degrees.

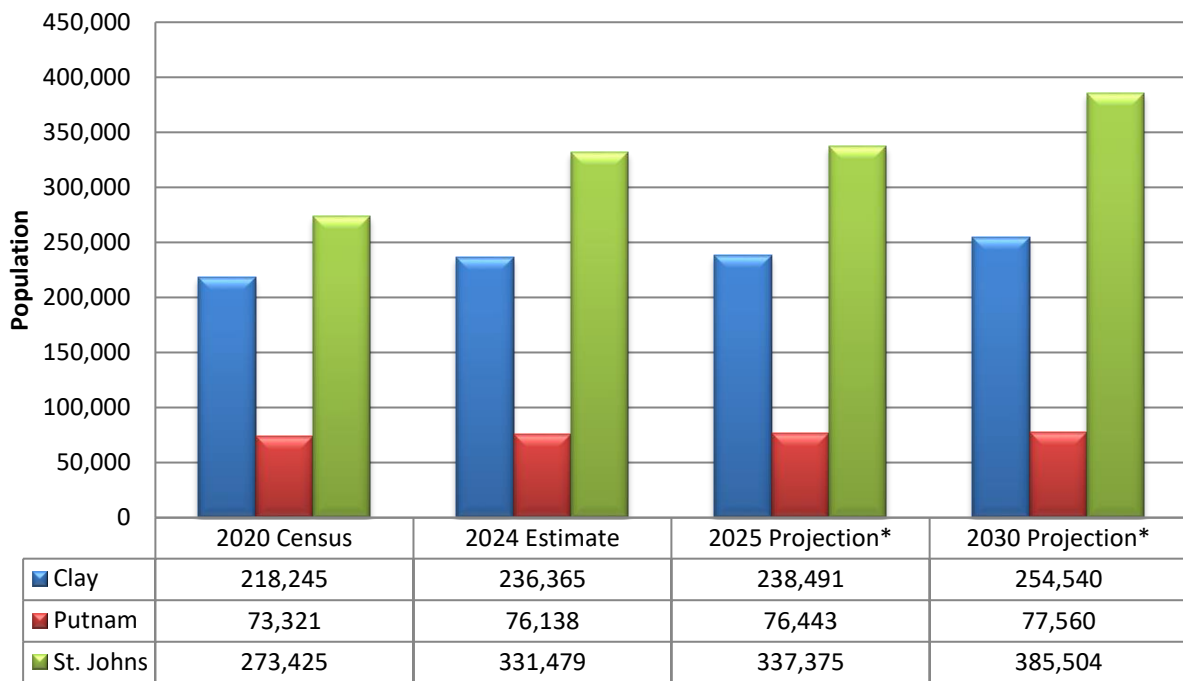
More than 10,000 students attend SJR State annually. Many are the first in their families to go to college. Many come with the aspirations of gaining the knowledge and skills for careers. Students come to be professionals in health care, business, law enforcement, and information technology. Some students will continue on for bachelor's degree at SJR State; others transfer to one of the public universities in Florida.

St. Johns River State College provides a vital role in the community by providing educational opportunities to a traditionally economically and educationally disadvantaged region. Rich, strong ties to the cities, businesses, and K12 schools in the district have helped SJR State to be a strong educational leader in this community. SJR State graduates empower the region in critical economic development.



© Economic Modeling System, Inc 2014

## Service District Population



\* Projection based on 2023 estimate

Source: Florida Legislature Office of Economic & Demographic Research  
Retrieved from: <http://edr.state.fl.us/Content/area-profiles/county/index.cfm>

## Population by Gender (2024)

Gender	Clay	Putnam	St. Johns	Florida
Females	119,665	38,583	169,965	11,663,633
Males	116,673	38,096	164,346	11,269,479
<b>Total</b>	<b>236,338</b>	<b>76,679</b>	<b>334,311</b>	<b>22,933,112</b>

Source: Lightcast 2025.3

## Population by Age (2024)

Age	Clay	Putnam	St. Johns	Florida
Age 0-14	42,723 (18%)	13,067 (17%)	56,976 (17%)	3,596,406 (16%)
Age 15-24	28,326 (12%)	8,321 (11%)	36,376 (11%)	2,631,877 (11%)
Age 25-44	61,207 (26%)	17,002 (22%)	75,777 (23%)	5,800,480 (25%)
Age 45-64	61,901 (26%)	19,574 (25%)	92,342 (27%)	5,824,436 (25%)
Age 65+	42,180 (18%)	18,713 (25%)	72,838 (22%)	5,079,914 (22%)

Source: Lightcast 2025.3

## Population by Race/Ethnicity (2024)

Race/Ethnicity	Clay	Putnam	St. Johns	Florida
American Indian or Alaska Native	0.39%	0.52%	0.22%	0.26%
Asian	3.26%	0.75%	4.86%	3.20%
Black or African American	13.76%	14.64%	5.15%	15.24%
Native Hawaiian and other Pacific Islander	0.13%	0.09%	0.08%	0.07%
Non-White Hispanic	2.35%	1.61%	1.12%	2.81%
White Hispanic	9.98%	10.35%	8.84%	25.14%
White, Non-Hispanic	67.08%	70.02%	77.48%	51.33%
Two or more races	3.05%	2.02%	2.24%	1.96%

Source: Lightcast 2025.3

## Economic Status by County

Economic Status	Clay	Putnam	St. Johns	Florida
Per Capita Personal Income (2023)	\$56,382	\$41,1712	\$89,347	\$68,703
Median Household Income (2023)	\$86,094	\$47,256	\$106,169	\$71,711
Unemployment Rate (2024) <sup>1</sup>	3.4%	4.2%	3.3%	3.4%

Source: US Department of Commerce, Bureau of Economic Analysis; QuickFacts U.S. Census Bureau  
Annual Unemployment Rates Retrieved from: [http://floridajobs.org/economic-data/local-area-unemployment-statistics-\(laus\)](http://floridajobs.org/economic-data/local-area-unemployment-statistics-(laus))

<sup>1</sup>Not Seasonally Adjusted Annual Rate

## Educational Attainment by County (2024)<sup>1</sup>

Education Level	Clay	Putnam	St. Johns	Florida
Less Than 9th Grade	2%	5%	2%	4%
9th Grade to 12th Grade	4%	13%	3%	6%
High School Diploma	27%	40%	19%	27%
Some College	25%	20%	17%	19%
Associate's Degree	12%	7%	9%	10%
Bachelor's Degree	19%	10%	31%	21%
Graduate Degree and Higher	10%	4%	19%	13%

Source: Lightcast 2025.3

<sup>1</sup>Percentage of 2024 population age 25 and over; + or – 1% due to rounding in the source.

## Public High School Graduates (2023)

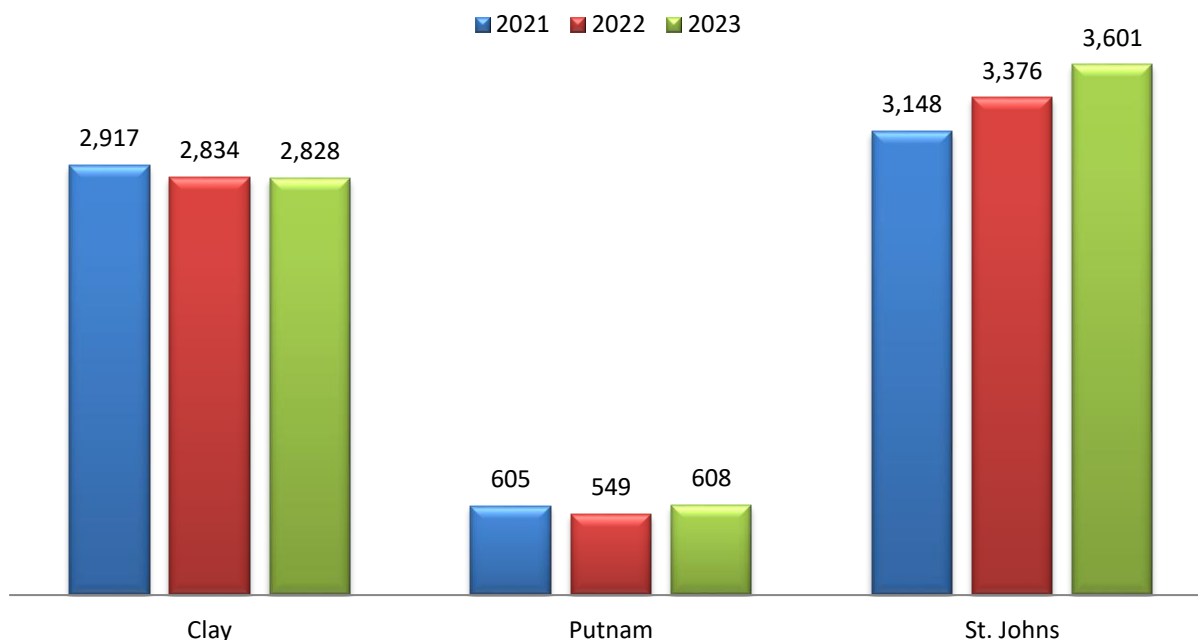
District	Clay	Putnam	St. Johns	Florida
Number of graduates with standard high school diploma	2,828	608	3,601	182,782
Enrolled in a Florida public postsecondary institution in fall 2023	42.9%	32.2%	58.7%	52.5%
Enrolled in Independent Colleges and Universities of Florida (ICUF) in fall 2023	3.1%	2.7%	4.5%	3.6%
Attending a Florida College System institution during fall 2023	28.2%	21.2%	22.8%	32.4%
Attending a state university in Florida during fall 2023	14.6%	8.5%	36.4%	19.6%
Attending a technical education center in Florida during fall 2023	1.6%	3.1%	2.3%	2.4%

Source: Florida Department of Education

Retrieved from: <http://web05.fldoe.org/readiness/>

## Public High School Graduates with Standard Diploma

### Three-Year Trend



Source: Florida Department of Education

Retrieved from: <http://web05.fldoe.org/readiness/>



# **OVERVIEW OF THE COLLEGE**

## **Academic Programs**

St. Johns River State College provides an array of academic programs to meet the needs of the community at locations in Clay, Putnam, and St. Johns Counties. College programs include Bachelor of Applied Science, Bachelor of Science, Associate in Arts, Associate in Science degrees as well as a number of college credit certificate and career certificate (vocational) programs. The College also offers adult education programs for residents of Putnam County who wish to attain their GED® credential. St. Johns River State College provides a number of lifelong learning opportunities in the form of community and continuing education courses.

## **Baccalaureate Degrees**

St. Johns River State College began offering baccalaureate degree programs in January 2011. The degrees were selected based on specific workforce driven data, and economic need. A bachelor's degree is awarded for successful completion of an undergraduate curriculum in a 2+2 manner such that a completed associate's degree is required of applicants. The College currently offers ten baccalaureate degrees. The B.S. in Criminal Justice – Applied Intelligence Studies and the B.A.S. in Information Systems Technology were added for the 2024-25 academic year. Beginning in the 2025-26 academic year, five additional degrees were offered. These degrees include three B.S. degrees in Biological Sciences, Exceptional Student Education, and Social and Human Services, and two B.A.S. degrees in Digital Art and Media, and Performance Design and Production. All baccalaureate degrees require a minimum of 120 college-level credit hours, which includes 36 credit hours in general education as well as program specific courses.

BACCALAUREATE DEGREE PROGRAMS	
Biological Sciences (B.S.)	Information Systems Technology (B.A.S.)
Criminal Justice – Applied Intelligence Studies (B.S.)	Nursing – RN to BSN (B.S.)
Digital Art and Media (B.A.S.)	Organizational Management (B.A.S.)
Early Childhood Education (B.S.)	Performance Design and Production (B.A.S.)
Exceptional Student Education (B.S.)	Social and Human Services (B.S.)

## **Associate in Arts Degree**

The Associate in Arts (A.A.) degree is the legally recognized transfer degree for the Florida College System and is specifically designed for the student who wishes to transfer into the state university system as a university junior. The A.A. degree requires a minimum of 60 college-level credit hours, which includes 36 credit hours in general education and 24 hours of university transfer program prerequisites/electives.

## Associate in Science Degrees

The Associate in Science (A.S.) degrees are for students planning to enter a career at the semi-professional level upon completion of the program of study. The A.S. degree programs provide instruction in two areas: general education and program specific education related to specific careers. General education courses are designed to help develop a well-rounded individual and enhance employment potential.

A.S. DEGREE PROGRAMS	
Accounting Technology	Medical Office Administration
Business Administration	Network Systems Technology
Computer Programming & Analysis	Nursing
Criminal Justice Technology	Nursing: LPN Bridge to ASN
Diagnostic Medical Sonography Technology	Paralegal Studies
Emergency Medical Services	Radiologic Technology
Engineering Technology	Respiratory Care
Health Information Technology	Theater and Entertainment Technology
Health Services Management	Visual Art – Graphics Technology

## College Credit Certificates

The college credit certificate programs are designed to prepare students for immediate entry into a career in the workforce. These programs may be completed in as little as one year and are an intermediate step toward the related Associate in Science (A.S.) degree in that area of study.

COLLEGE CREDIT CERTIFICATES	
Accounting Technology Management	Homeland Security Specialist
Accounting Technology Operations	Mechatronics
Accounting Technology Specialist	Network Infrastructure – CISCO
Business Management	Network Server Administration
Business Operations	Office Management – Medical Office
Business Specialist	Paramedic
Criminal Justice Technology Specialist	Risk Management and Insurance Management
Emergency Medical Technician	Risk Management and Insurance Operations
Engineering Technology Support Specialist	Robotics and Simulation Technician
Health Care Services Specialist	Stage Technology

## Career Certificates (formerly PSAV)

Postsecondary job training programs prepare students for entry into a given career or vocation. Each of these programs prepares students for a specific occupation or one of a cluster of related occupations.

CAREER CERTIFICATE PROGRAMS	
Correctional Officer – Crossover Training to Law Enforcement Academy	Florida Law Enforcement Academy
Corrections Probation Officer Crossover Training to Corrections Academy	Law Enforcement Officer – Crossover Training to Florida CMS Correctional
Corrections Probation Officer Crossover Training to Law Enforcement Academy	Medical Assisting
Florida Corrections Officer Academy	Nursing Assistant
	Practical Nursing

## Adult Education

Adult Education classes are offered in Putnam County. In 2012-2013, St. Johns River State College became the sole educational provider for adult education in Putnam County, through an arrangement with the Putnam County School District. Adult Education classes are offered for Putnam County students who wish to improve their basic educational skills and/or prepare to earn a Florida High School Diploma through the GED® program. The program is open entry.

## Educator Preparation Institute

Through the Educator Preparation Institute (EPI), the College provides quality training for both current and future educators. The EPI's alternative teacher certification prepares non-education bachelor degree holders for teacher certification. In addition, the institute provides professional development instruction to assist current teachers in meeting re-certification requirements.

## Continuing and Community Education

St. Johns River State College is committed to extending the College beyond its traditional course offerings and campuses into the community through a variety of non-credit programs. These programs include continuing education courses, contract customized training for business and industry, non-credit job enhancement courses, and non-credit recreation and leisure courses.

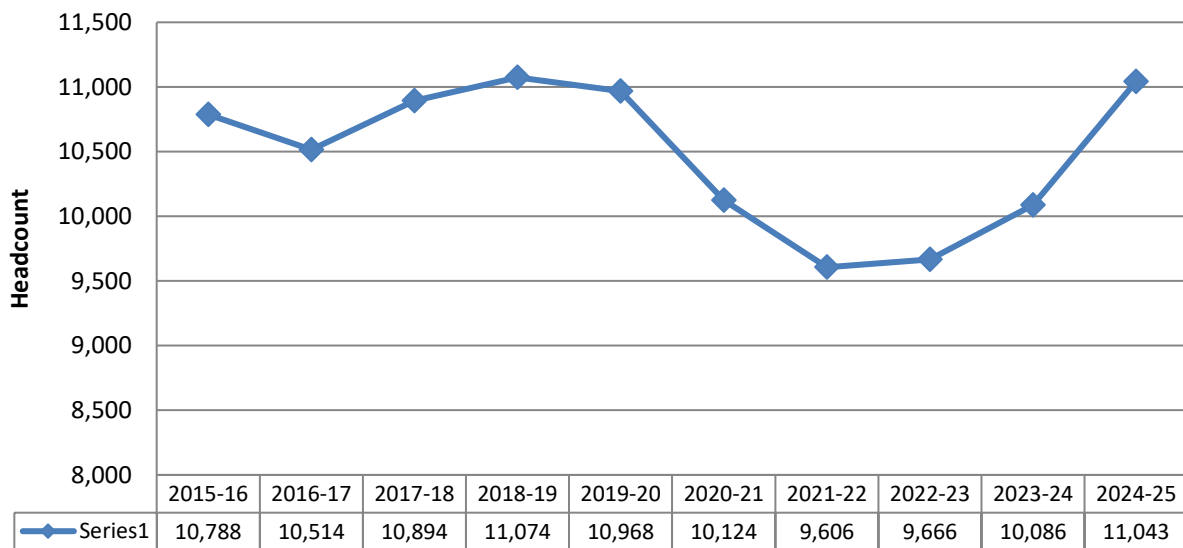
In addition, the College has developed a number of initiatives to support College Access and Readiness. Programs include the 12th Grade Tours and College and Career Readiness Rallies for middle school students.



## Institutional Profile

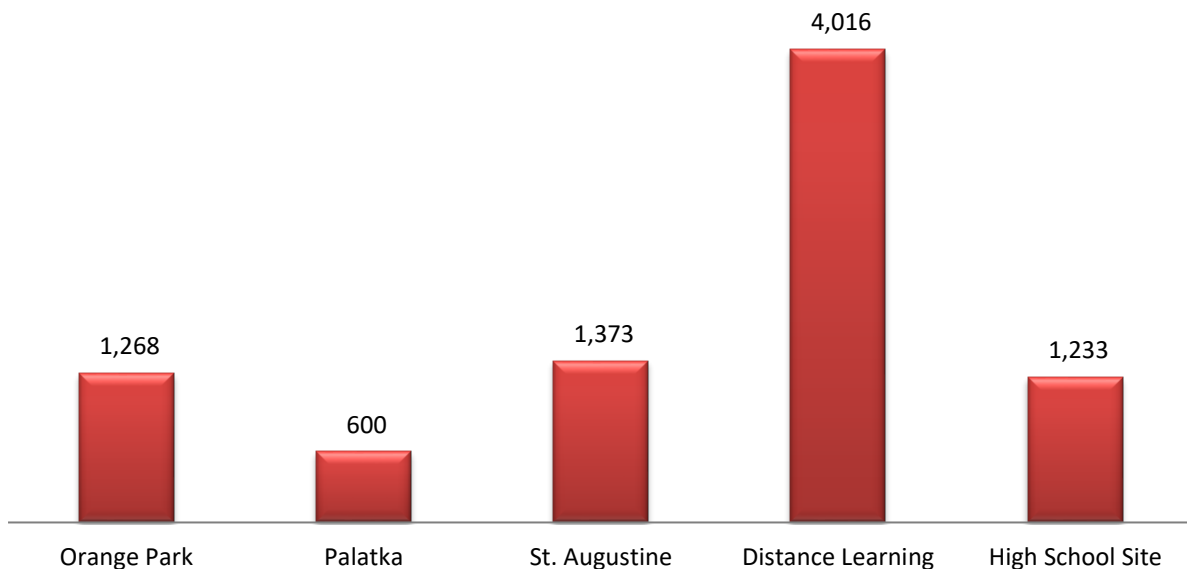
### Annual Unduplicated Student Headcount

St. Johns River State College's annual unduplicated headcount for the past 10 years is shown below. From 2017-18 through 2019-20, annual headcount was relatively flat and around 11,000. After the COVID-19 pandemic, enrollment declined over 13%. However, in 2023-24 headcount began to increase and in 2024-25 headcount returned to levels seen before the pandemic.



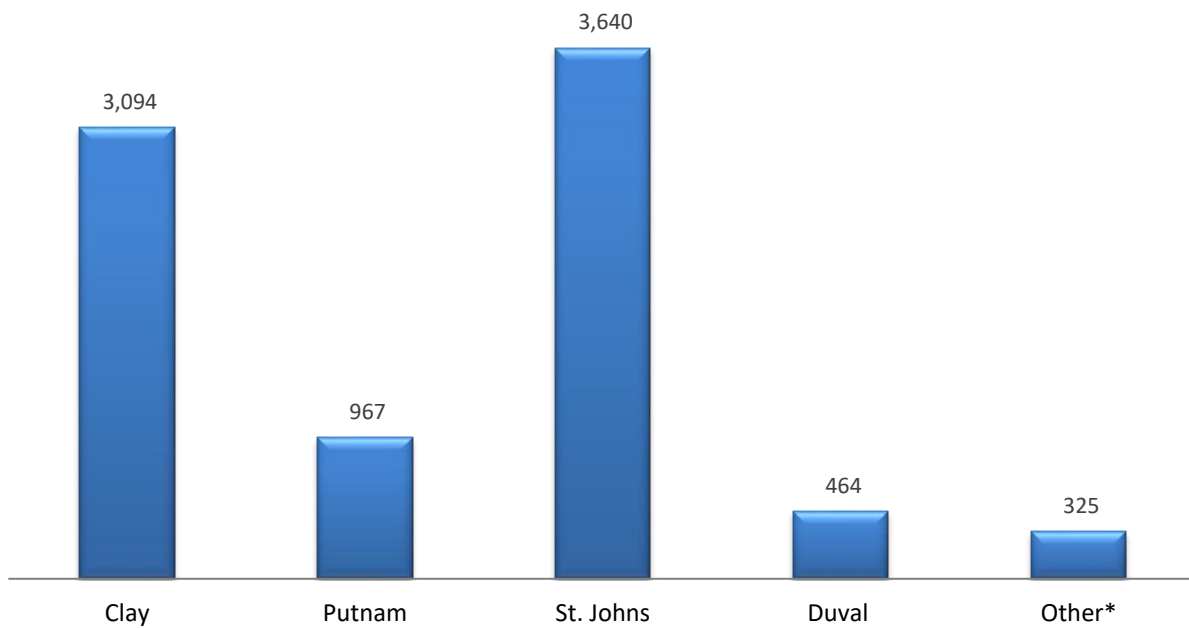
Source: Internal SJR State Database

### Unduplicated Headcount by Predominant Campus (Fall 2024)



Source: Internal SJR State Database

## Enrollment by County (Fall 2024)



Source: Internal SJR State Database

\*Note: includes approximately 46 students who did not identify a county





## Annual FTE\* by Instructional Campus

Campus	2021-22	2022-23	2023-24	2024-25
Orange Park	647.0	681.3	734.4	737.9
Palatka	272.1	316.0	311.2	329.4
St. Augustine	470.8	529.8	651.0	667.6
Distance Learning**	2,219.3	2,032.5	2,216.1	2,603.5
Other <sup>Δ</sup>	455.6	389.0	432.0	454.7
<b>Total</b>	<b>4,064.8</b>	<b>3,948.6</b>	<b>4,344.7</b>	<b>4,793.1</b>

Source: Internal SJR State Database

\* **Fundable FTE** (excluding Adult Education) by report year.

\*\* Does not include hybrid courses. These are assigned to the campus where 50% of the course is taught.

<sup>Δ</sup> Most of these courses are taught on a high school site to dual enrollment students.

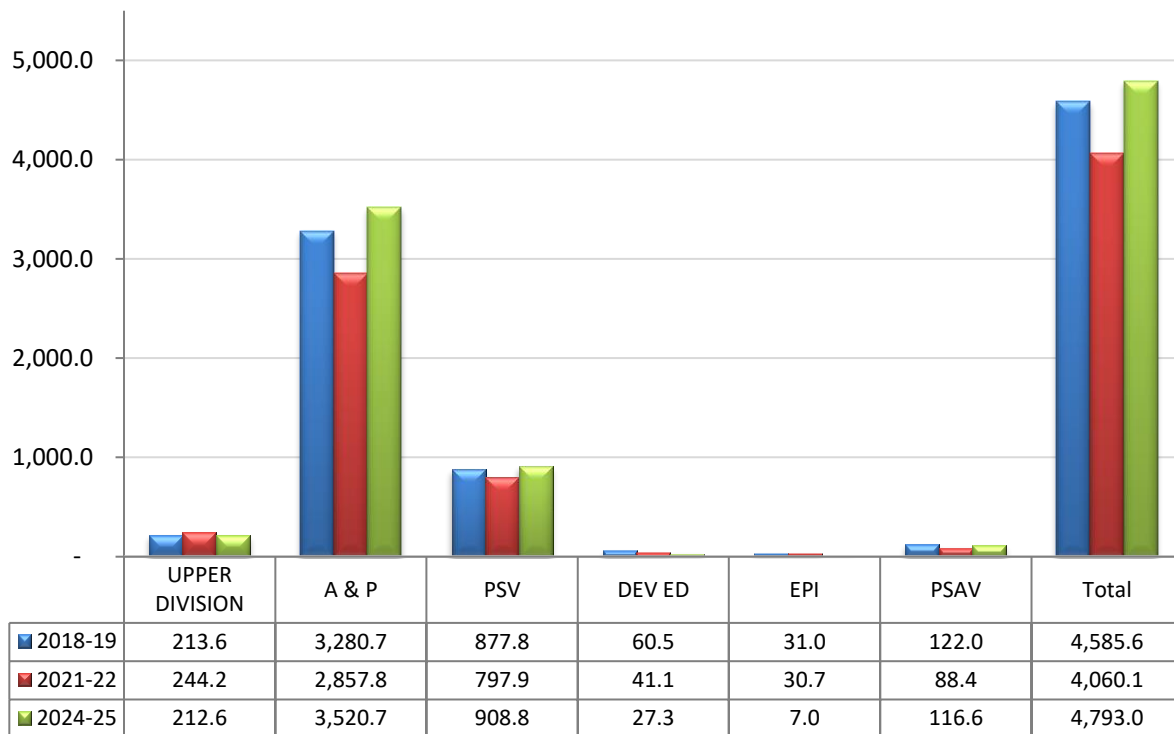
## Fundable FTE by Category of Instruction\*

Category of Instruction*	2021-22	2022-23	2023-24	2024-25
Advanced & Professional – lower division (A&P)	2,826.4	2,816.5	3,168.7	3,471.7
Postsecondary Vocational (PSV)	795.4	737.8	768.4	901.9
Developmental Education (DE)	40.5	36.0	35.7	26.8
Educator Preparation Institute (EPI)	30.7	20.3	11.2	6.9
Postsecondary Adult Vocational (PSAV)	88.0	84.2	119.1	66.4
Adult Basic Education	16.0	19.5	20.2	11.6
Adult Sec./GED Prep	1.4	1.6	1.4	5.9
Upper Division	241.9	216.6	200.3	209.3
<b>Total</b>	<b>4,040.3</b>	<b>3,932.5</b>	<b>4,325.0</b>	<b>4,700.5</b>

Source: Florida College System Funded FTE by Program Area (FTE-3) Reports 2021-22, 2022-23, 2023-24, 2024-25

\*Note: A&P, PSV, DE, & EPI are calculated as credit FTE where 1 FTE = 30 credit hours. One non-credit FTE = 900 contact/clock hours.

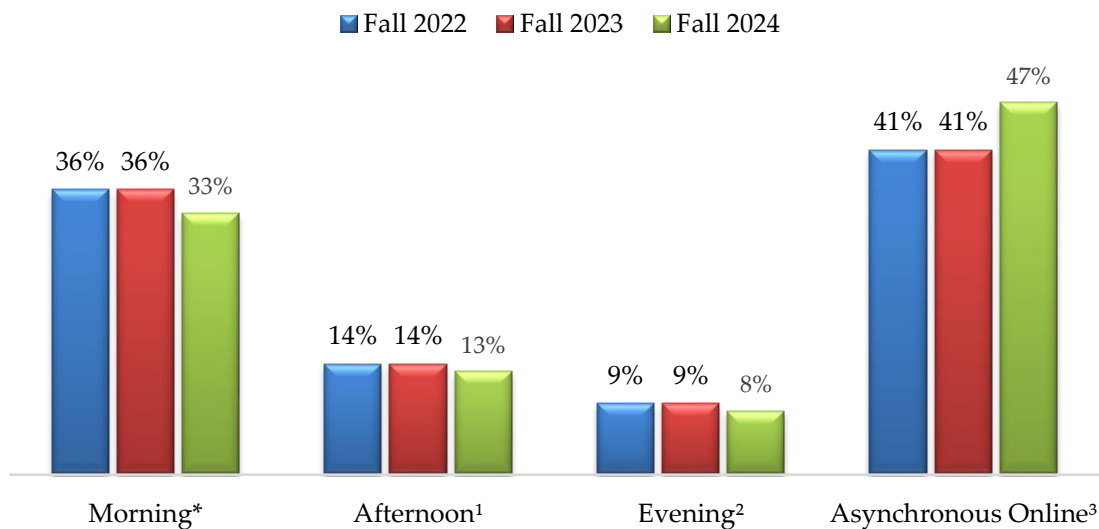
## FTE Enrollment History\*



Source: Internal SJR State Database

\*Reporting Year FTE. Does not include Adult Education or Non-FTE generating courses.

## FTE Enrollment by Time of Day (Fall Term)



Source: Internal SJR State Database

Class Start Times: \*Between 8:00 a.m. and noon; ¹ between noon and 4:00 p.m.; ² after 4:00 p.m. (88% ≥ 5:30 p.m.);

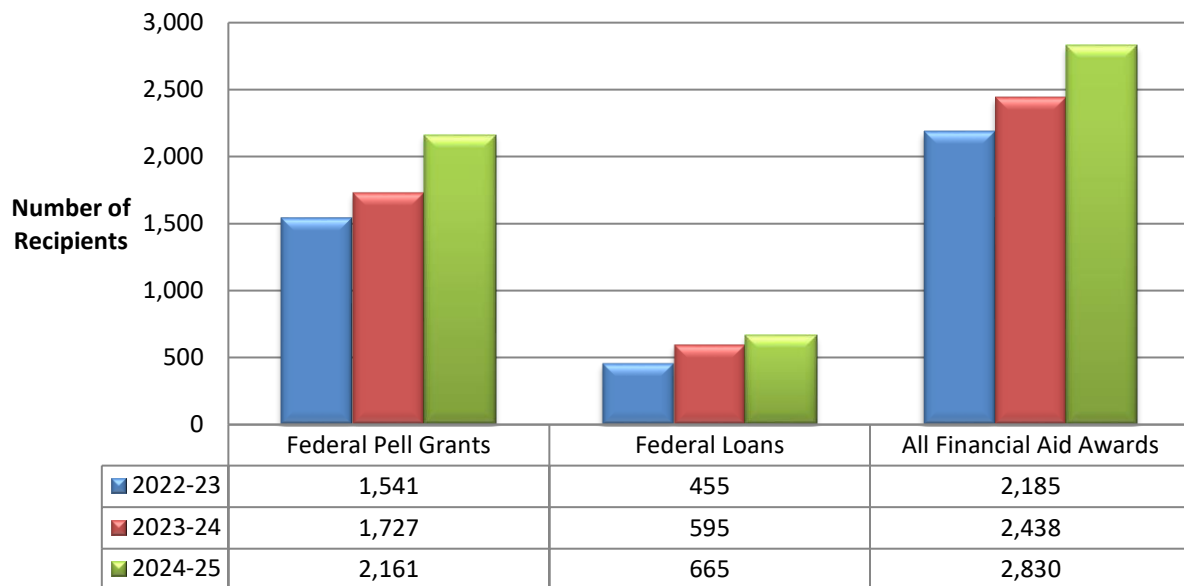
³ no time specified (96% are online courses)

Synchronous "live online" courses are classified according to their start times

## **Student Financial Aid**

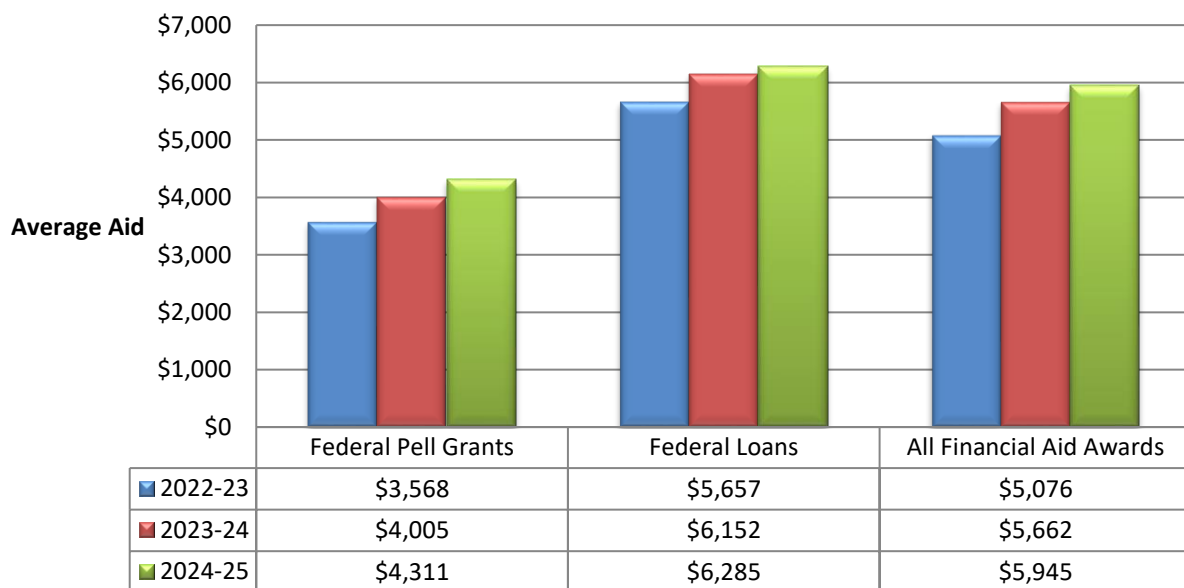
Students who qualify for financial assistance may be able to obtain help through scholarships, loans, grants, and part-time work. These programs are funded by state and federal funds. Awards are made on an academic year basis, and the amount of the assistance is determined by individual need, student eligibility, program regulations, and availability of funds.

### **Number of Students Receiving Financial Aid**



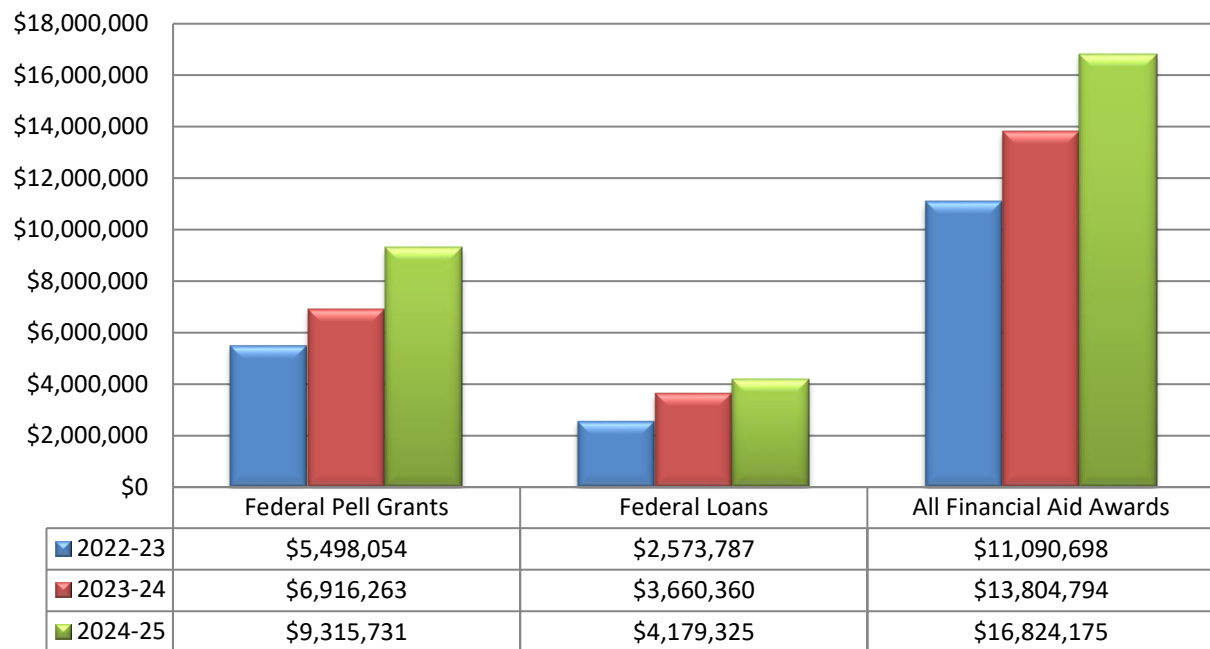
Source: St. Johns River State College Financial Aid Reports

### **Average Aid Disbursed per Student**



Source: St. Johns River State College Financial Aid Reports

## Total Dollars Disbursed



Source: St. Johns River State College Financial Aid Reports

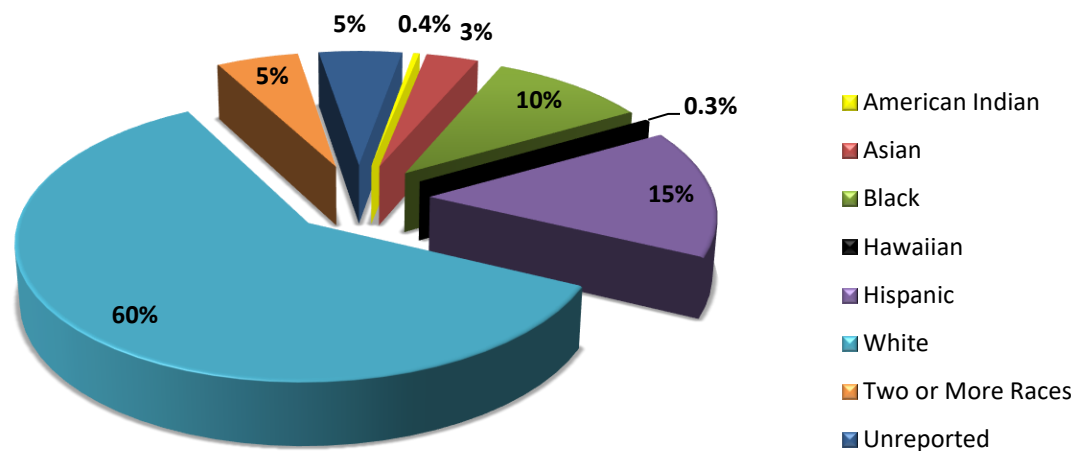


# **FALL 2024 STUDENT PROFILE**

## **Demographic Information**

The following information is a summary of the fall 2024 student population (unduplicated headcount):

### **Enrollment by Race/Ethnicity (Fall 2024)**

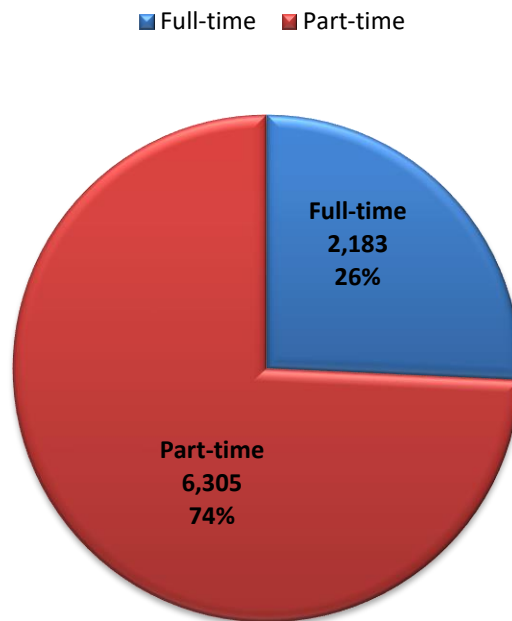


Race/Ethnicity	Headcount	Percent
American Indian	33	0.4%
Asian	284	3.3%
Black	860	10.1%
Hawaiian	18	0.3%
Hispanic	1,290	15.2%
White	5,098	60.1%
Two or More Races	450	5.3%
Unreported	455	5.4%

Source: Internal SJR State Database

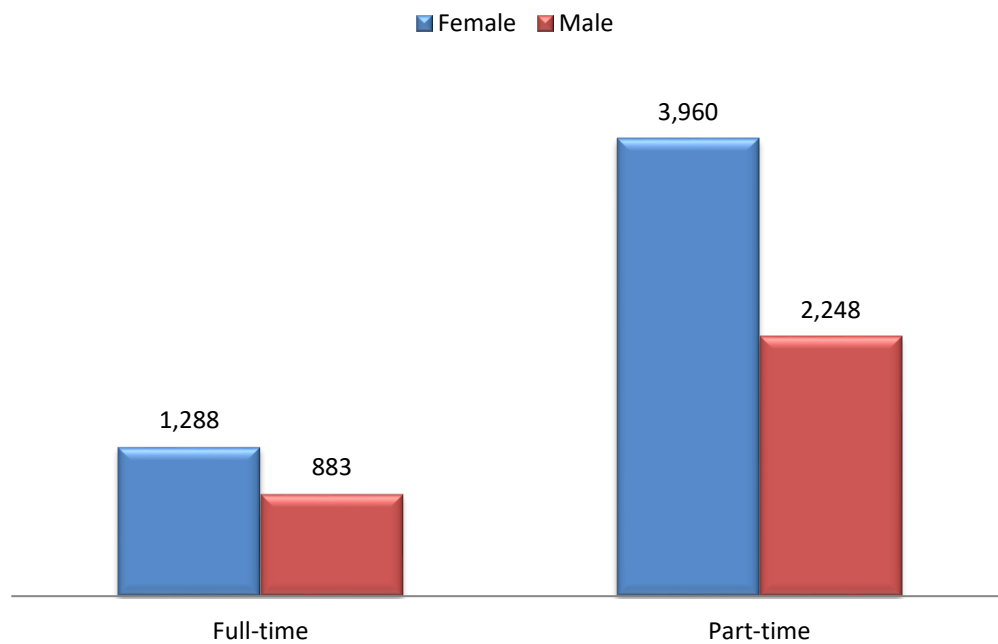


## Full-time vs. Part-time Status (Fall 2024)



Source: Internal SJR State Database

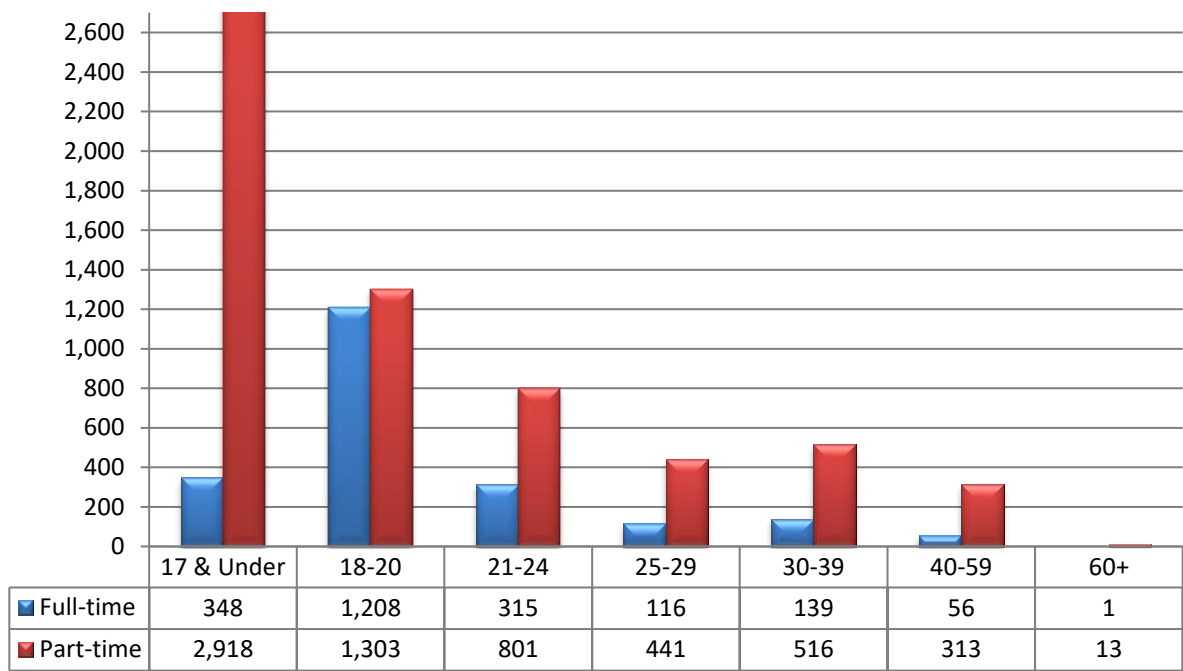
## Full-time vs. Part-time Students by Gender\* (Fall 2024)



\* Does not include 109 students who did not declare a gender

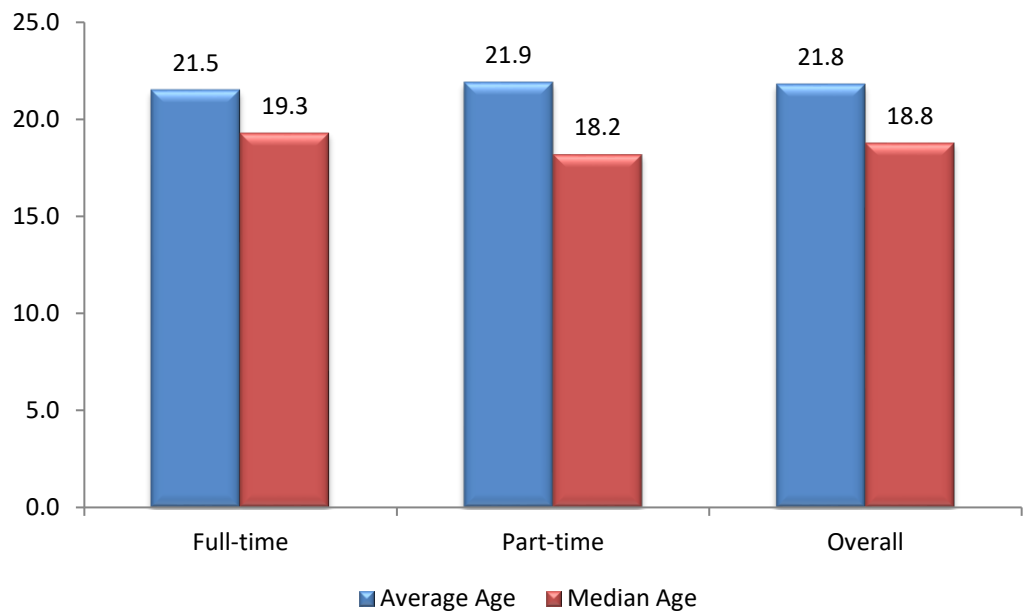
Source: Internal SJR State Database

Full-time vs. Part-time Students by Age (Fall 2024)



Source: Internal SJR State Database

Average & Median Age by Full-time vs. Part-time Status (Fall 2024)

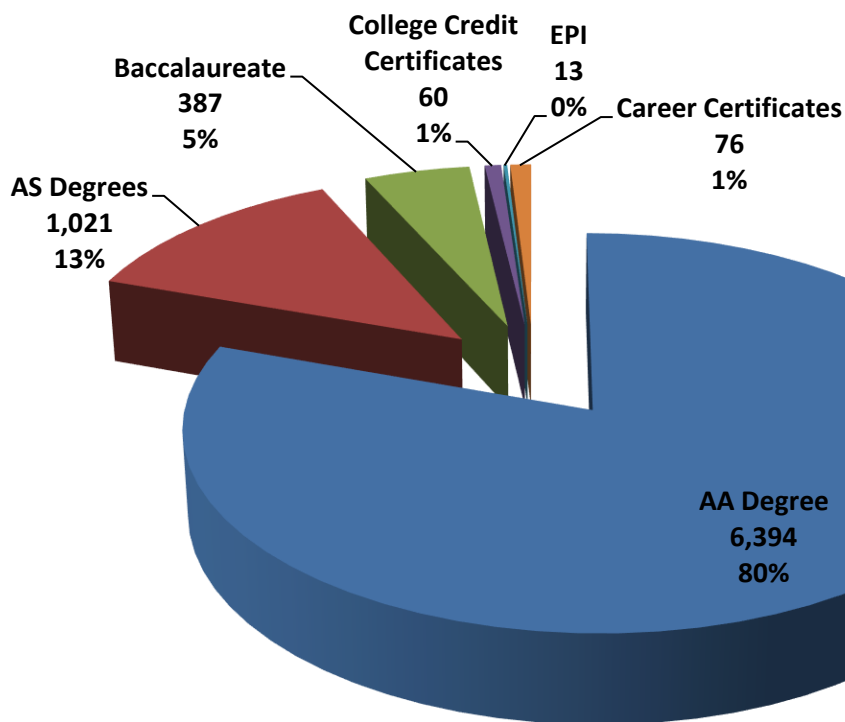


Source: Internal SJR State Database

## **Academic Goal**

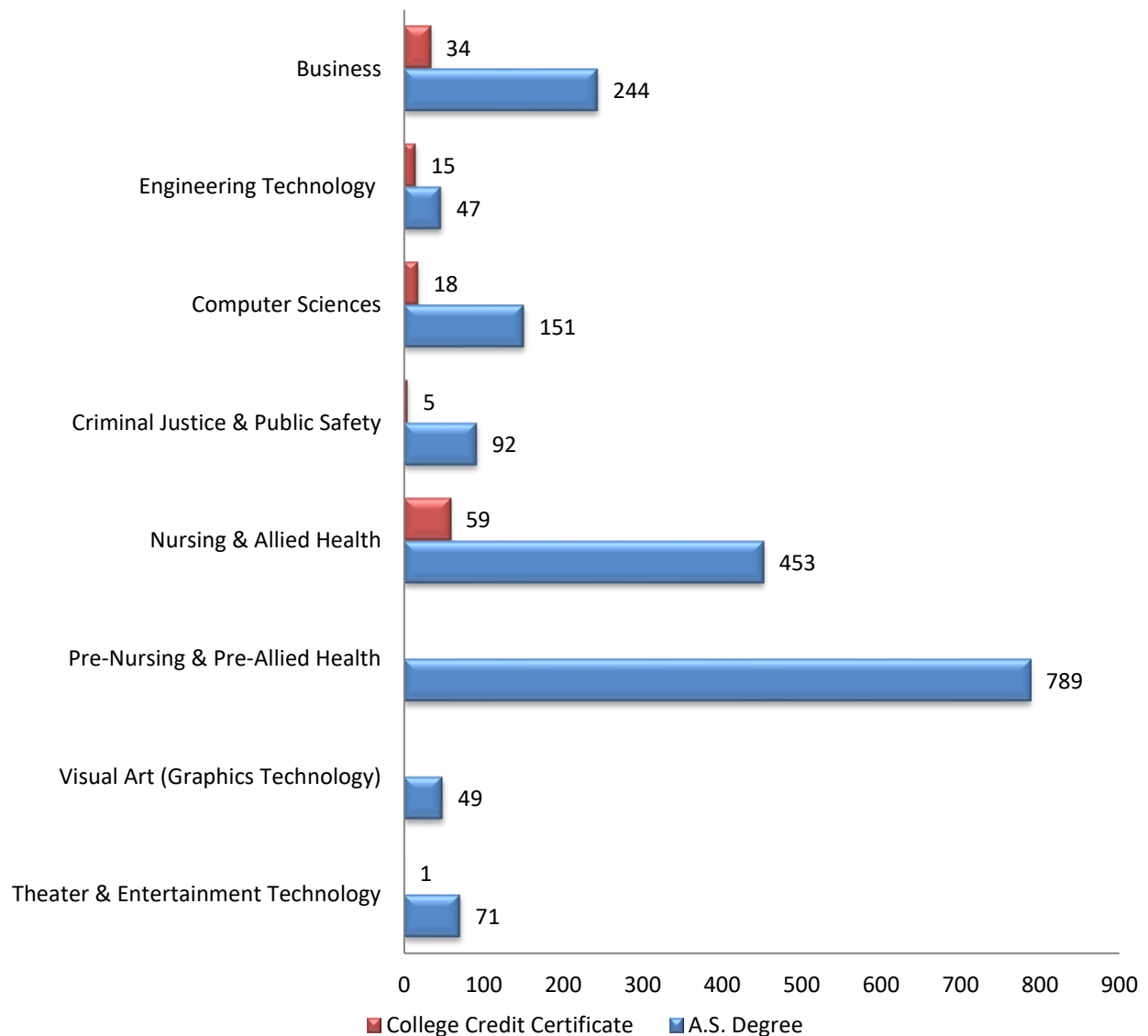
According to fall 2024 semester data, eighty percent (80%) of St. Johns River State College degree and certificate seeking students are pursuing an Associate in Arts (A.A.) Degree, which is transferrable to the State University System (SUS). The data further show that 13% of students are seeking an Associate in Science (A.S.) degree, which prepares students to enter the workforce. The number of students pursuing a baccalaureate degree was 387 in fall 2024.

### **Headcount Enrollment by Primary Degree (Fall 2024)**



Source: Internal SJR State Database

## Total Headcount\* for A.S. Degrees & Credit Certificates (Fall 2024)



\* Includes both primary and secondary programs of study; 13% of students had a secondary program of study so headcount is duplicated between primary and secondary programs in these instances.

Source: Internal SJR State Database

## Headcount by Primary Program of Study (Fall 2024)

The following tables provide a headcount by primary program of study for associate in science (A.S.), college credit certificate (CCC), career certificate (CAR), or baccalaureate (B.S./B.A.S.) programs for the fall 2024 semester.

Allied Health	
Program	Headcount
Diagnostic Medical Sonography Technology (A.S.)	13
Pre-Diagnostic Medical Sonography Technology	22
Emergency Medical Services (A.S.)	6
Emergency Medical Technician (CCC)	21
Paramedic (CCC)	31
Health Information Technology (A.S.)	8
Pre-Health Information Technology	4
Health Services Management (A.S.)	32
Health Care Services Specialist (CCC)	1
Medical Assisting (CAR)	9
Medical Office Administration (A.S.)	13
Radiologic Technology (A.S.)	37
Pre-Radiologic Technology	49
Respiratory Care (A.S.)	10
Pre-Respiratory Care	7

Baccalaureate Degrees	
Program	Headcount
Criminal Justice – Applied Intelligence Studies (B.S.)	20
Early Childhood Education (B.S.)	55
Information Systems Technology (B.A.S.)	22
Nursing (B.S.)	128
Organizational Management (B.A.S.)	162

Business	
Program	Headcount
Accounting Technology (A.S.)	26
Business Administration (A.S.)	108
Business Management (CCC)	1



Computer Science and Information Technology	
Program	Headcount
Computer Programing & Analysis (A.S.)	41
Network Systems Technology (A.S.)	73

Criminal Justice & Public Safety	
Program	Headcount
Criminal Justice Technology (A.S.)	36
Law Enforcement Officer (CAR)	44
Correctional Crossover Training to Law Enforcement Officer (CAR)	2
Paralegal Studies (A.S.)	24

Engineering Technology	
Program	Headcount
Engineering Technology (A.S.)	30
Engineering Technology Support Specialist (CCC)	2
Mechatronics (CCC)	2
Robotics & Simulation Technician (CCC)	1

Florida School of the Arts	
Program	Headcount
Theater and Entertainment Technology (A.S.)	54
Stage Technology (CCC)	1
Visual Art – Graphics Technology (A.S.)	43

Nursing & Allied Health	
Program	Headcount
Nursing (A.S.)	212
Pre-Nursing	130
LPN Bridge to ASN (A.S.)	42
Practical Nursing (CAR)	22

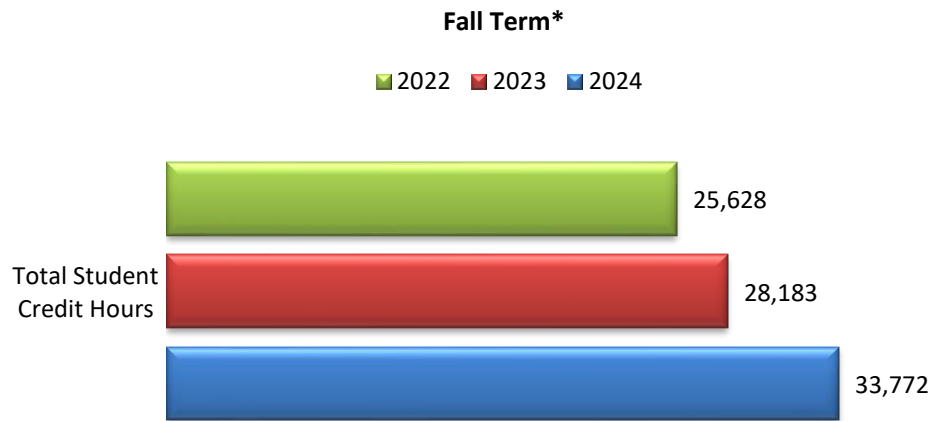
Source: Internal SJR State Database

# SPECIAL PROGRAMS

## Distance Learning

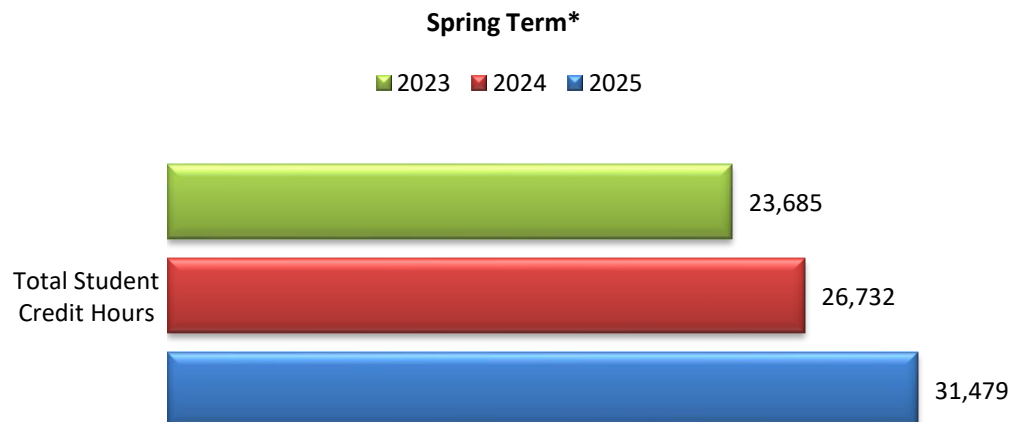
St. Johns River State College is committed to offering quality distance learning courses. All of SJR State’s distance learning courses are instructor-led and use the same schedule as on-campus courses. The College offers both online and hybrid courses. Online courses represent over 90% of distance learning offerings. Online courses are taught completely online, although some courses require on-campus tests, labs, or other meetings. In comparison, hybrid courses consist of some coursework online and some coursework on-campus. The College began offering synchronous “Live Online” courses in addition to traditional asynchronous offerings in fall 2020.

### Total Distance Learning Credit Hours Taught by Term



\*PSV, A&P, and Dev Ed Courses

Source: Internal SJR State Database



\*PSV, A&P, and Dev Ed Courses

Source: Internal SJR State Database

### Summer Term\*

■ 2022 ■ 2023 ■ 2024



\*PSV, A&P, and Dev Ed Courses

Source: Internal SJR State Database

### Online vs. Hybrid Courses\*

	Fall 2022		Fall 2023		Fall 2024	
	Hybrid	Online	Hybrid	Online	Hybrid	Online
Number of sections taught	49	387	48	397	47	470
Total student credit hours	1,871	23,757	1,965	26,218	1,947	31,825

	Spring 2023		Spring 2024		Spring 2025	
	Hybrid	Online	Hybrid	Online	Hybrid	Online
Number of sections taught	44	374	44	408	43	447
Total student credit hours	1,604	22,081	1,598	25,134	1,838	29,641

	Summer 2022		Summer 2023		Summer 2024	
	Hybrid	Online	Hybrid	Online	Hybrid	Online
Number of sections taught	18	278	13	270	14	312
Total student credit hours	452	14,530	411	14,798	551	17,793

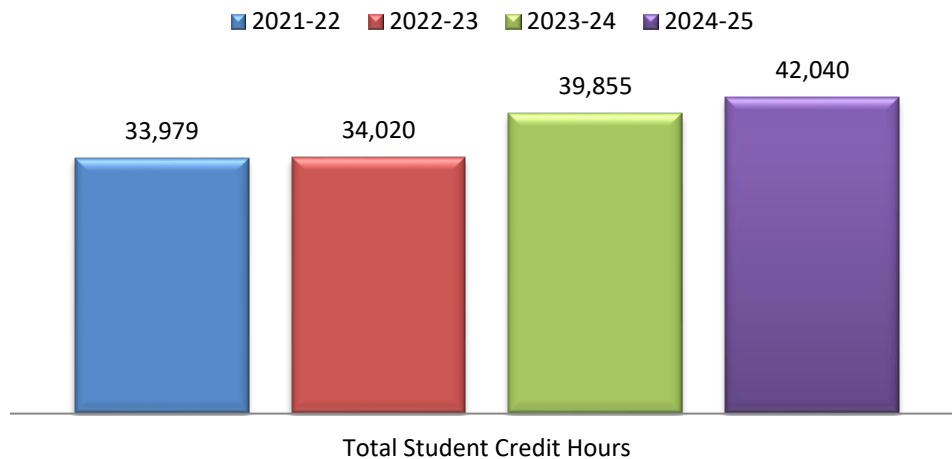
\*PSV, A&P, and Developmental Education Courses

Source: Internal SJR State Database

## **Dual Enrollment**

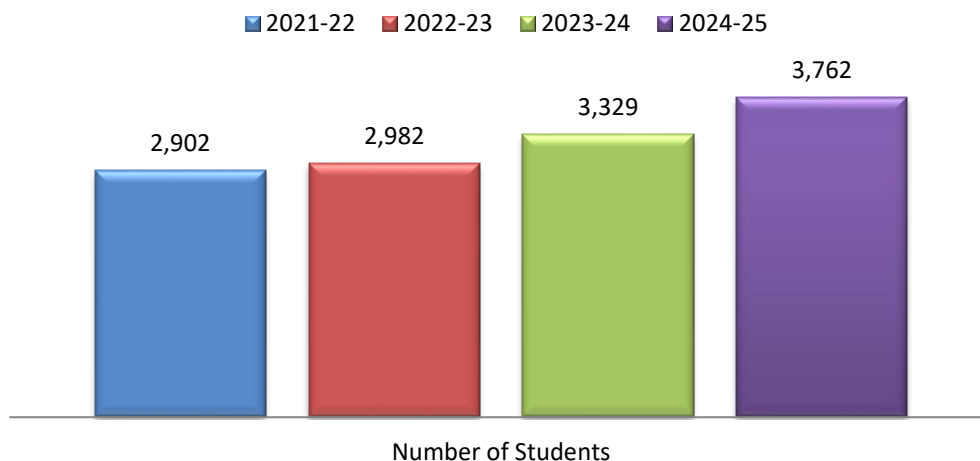
Dual Enrollment at St. Johns River State College provides eligible high school students the opportunity to earn college credit while earning credit toward a high school diploma. Students can take dual enrollment courses that will lead to an Associate in Arts or Associate in Science degree. This program serves public and private high school students, as well as home-schooled students. Students may take courses either on the high school site or on one of SJR State's campuses or through distance learning.

### **Total Student Credit Hours**



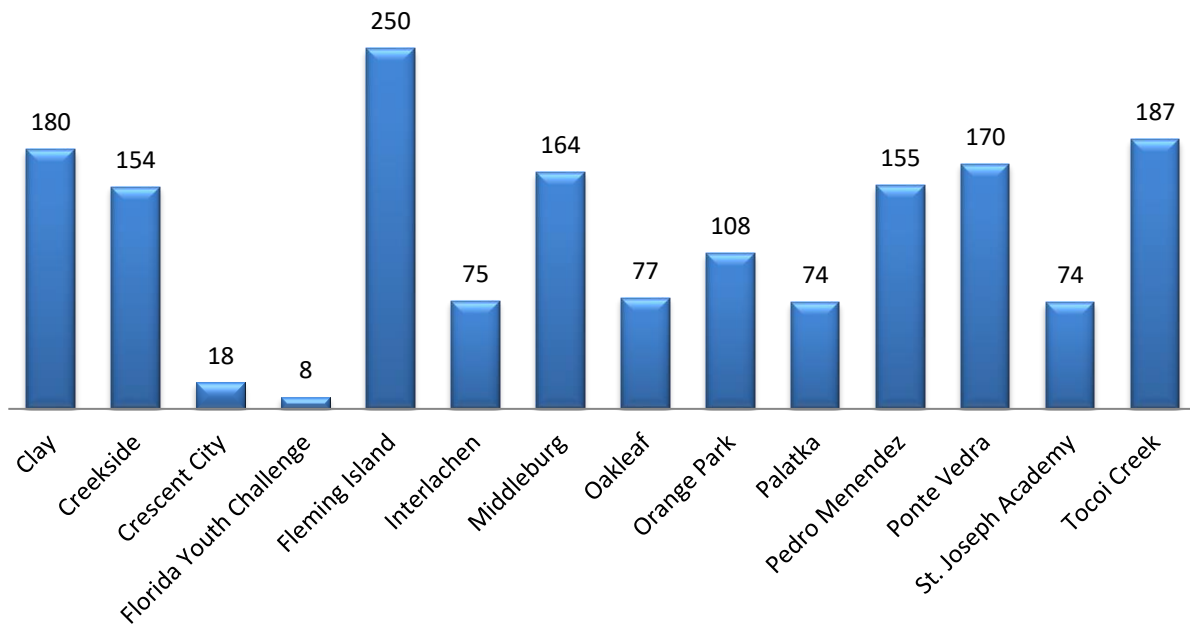
Source: Internal SJR State Database (Report Year)

### **Unduplicated Headcount**



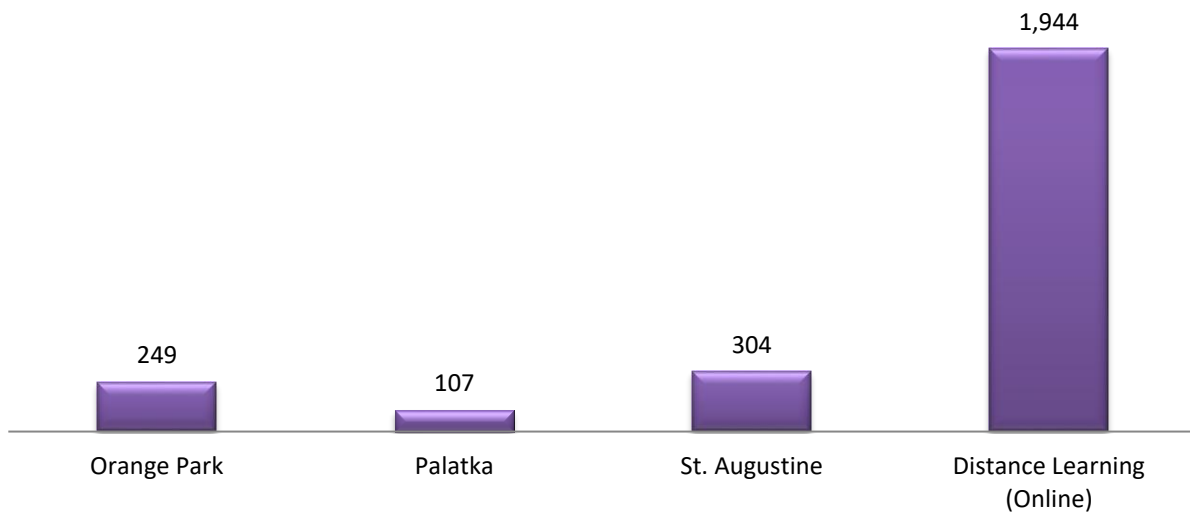
Source: Internal SJR State Database (Report Year)

## Dual Enrollment Students Attending Class on a High School Site (Fall 2024)



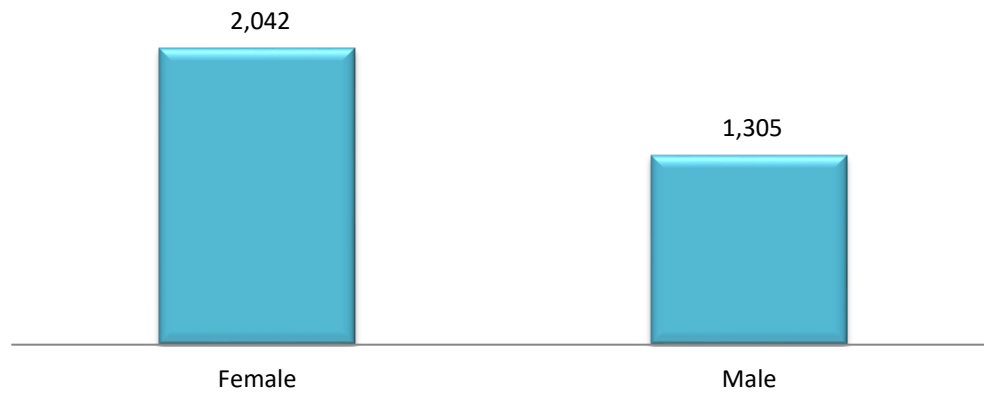
Source: Internal SJR State Database

## Dual Enrollment Students by SJR State Campus (Fall 2024)



Source: Internal SJR State Database

## Dual Enrollment by Gender\* (Fall 2024)

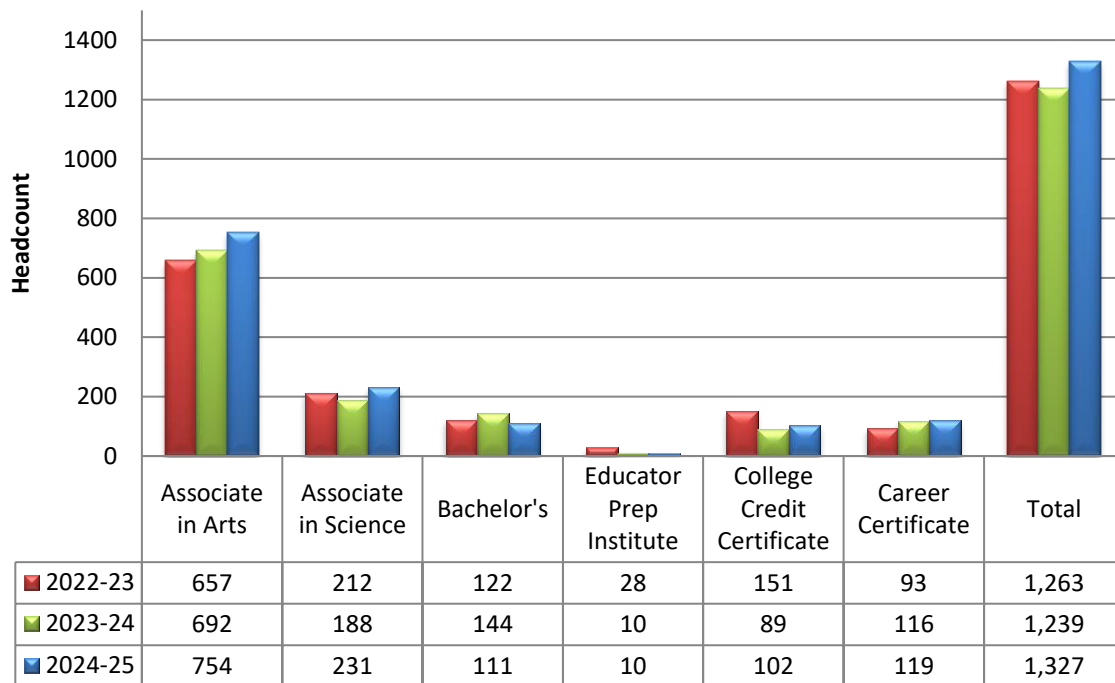


\*Does not include 12 who had an unreported gender  
Source: Internal SJR State Database



## STUDENT COMPLETIONS

### Completers by Program of Study



Source: Florida College System Student Database Reports – AA1A Enrollment and Completions Term 1E-3E

### Program Completers by Gender

	2022-23			2023-24			2024-25		
<i>Degree</i>	<i>Female</i>	<i>Male</i>	<i>Unkn.*</i>	<i>Female</i>	<i>Male</i>	<i>Unkn.*</i>	<i>Female</i>	<i>Male</i>	<i>Unkn.*</i>
Associate in Arts	392	220	45	416	231	45	460	256	38
Associate in Science	154	43	15	138	42	8	163	59	9
Bachelor's	84	37	1	121	20	3	101	10	0
Educator Prep Institute	21	5	2	6	4	0	6	3	1
College Credit Certificate	62	83	6	38	47	4	32	68	2
Career Certificate	37	53	3	47	68	1	45	74	0
<b>Total</b>	<b>750</b>	<b>441</b>	<b>72</b>	<b>766</b>	<b>412</b>	<b>61</b>	<b>807</b>	<b>470</b>	<b>50</b>

\*Unknown race and/or gender

Source: Florida College System Student Database Reports – AA1A Enrollment and Completions Term 1E-3E



## Program Completers by Ethnicity

### Baccalaureate Degree Completers

Ethnicity	2022-23	2023-24	2024-25
Alien	0	1	0
Asian	2	4	1
American Indian	1	0	0
Black	15	6	10
Hispanic	10	14	15
Pacific	0	0	0
Two or More Races	4	3	6
White	89	113	79
Unknown*	1	3	0
<b>Total</b>	<b>122</b>	<b>144</b>	<b>111</b>

\*Unknown race and/or gender

Source: Florida College System Student Database Reports – AA1A Enrollment and Completions Term 1E-3E

### A.A. Degree Completers

Ethnicity	2022-23	2023-24	2024-25
Alien	0	3	5
Asian	16	23	24
American Indian	1	5	2
Black	33	46	49
Hispanic	106	84	109
Pacific	1	2	4
Two or More Races	38	36	35
White	417	448	488
Unknown*	45	45	38
<b>Total</b>	<b>657</b>	<b>692</b>	<b>754</b>

\*Unknown race and/or gender

Source: Florida College System Student Database Reports – AA1A Enrollment and Completions Term 1E-3E

## A.S. Degree Completers

Ethnicity	2022-23	2023-24	2024-25
Alien	0	2	3
Asian	8	5	7
American Indian	0	2	0
Black	21	20	32
Hispanic	24	21	35
Pacific	1	0	0
Two or More Races	11	6	5
White	132	124	140
Unknown*	15	8	9
<b>Total</b>	<b>212</b>	<b>188</b>	<b>231</b>

\*Unknown race and/or gender

Source: Florida College System Student Database Reports – AA1A Enrollment and Completions Term 1E-3E

## College Credit Certificate Completers

Ethnicity	2022-23	2023-24	2024-25
Alien	0	0	0
Asian	6	0	2
American Indian	0	0	0
Black	9	2	12
Hispanic	22	12	21
Pacific	0	0	0
Two or More Races	8	0	1
White	100	71	64
Unknown*	6	4	2
<b>Total</b>	<b>151</b>	<b>89</b>	<b>102</b>

\*Unknown race and/or gender

Source: Florida College System Student Database Reports – AA1A Enrollment and Completions Term 1E-3E

## Career Certificate Completers

Ethnicity	2022-23	2023-24	2024-25
Alien	0	0	0
Asian	3	3	5
American Indian	0	1	1
Black	13	16	19
Hispanic	10	11	17
Pacific	0	0	0
Two or More Races	1	8	5
White	63	76	72
Unknown*	3	1	0
<b>Total</b>	<b>93</b>	<b>116</b>	<b>119</b>

\*Unknown race and/or gender

Source: Florida College System Student Database Reports AA1A\_Enrollment\_and\_Completions Term 1E-3E

# STUDENT ACCOMPLISHMENTS

## General Education Outcomes

All degree programs at St. Johns River State College include a general education component that ensures that each degree graduate achieves a breadth of knowledge in areas such as humanities, science, and social sciences and develops key skills in critical thinking, reading, writing and mathematics. In addition to measuring learning outcomes in general education courses, the College assesses its general education program by asking selected students to take the E-Proficiency Profile. As shown below, the total score for SJR State students was higher than the cohort on this norm-referenced instrument in 2025. This was also true for the sub-scores for individual skills/context-based areas.

### E-Proficiency Profile Results, 2025

Skill/Context	SJR State Associate Students <sup>1</sup>	SJR State Baccalaureate Students <sup>2</sup>	Students at all Institutions
Critical Thinking	112.90	111.63	109.6
Reading	118.44	115.92	115.0
Writing	112.69	112.37	112.0
Mathematics	115.63	111.86	111.5
Humanities	116.87	115.06	113.7
Social Science	114.81	113.32	111.6
Natural Sciences	115.54	114.15	113.1
Total Score	446.30	438.01	435.1

Source: E-Proficiency Profile Results for 2024-2025 academic year

<sup>1</sup>Administered to associate degree students in third English course

<sup>2</sup>Administered to baccalaureate students in capstone course

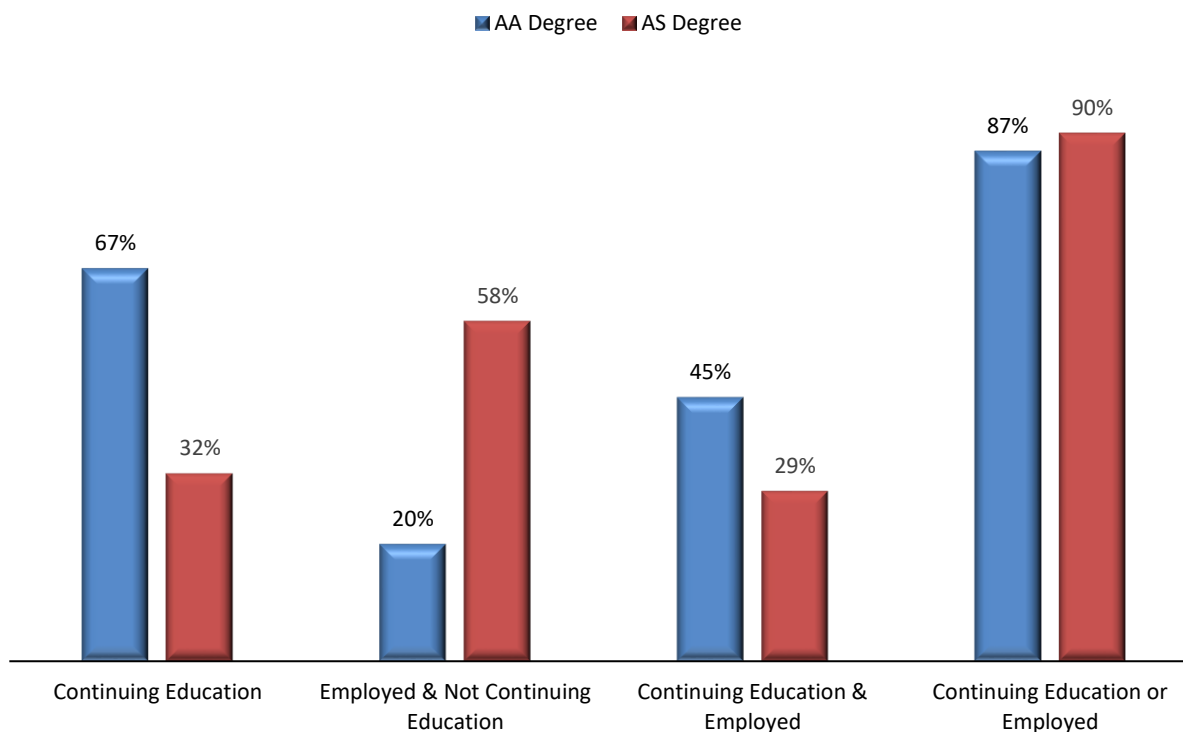


## Post SJR State Achievement

### Post Degree Employment/Continuing Education Outcomes

The graph below depicts the one-year post graduation outcomes for Associate in Arts and Associate in Science students who graduated from SJR State in 2022-23. As expected, given the nature of degree intent, most AA graduates continued their education (67%) while AS graduates tended to go directly into the workplace and not immediately enroll in further education. However, almost 90% of all associate degree graduates were either employed or continued their education (or both) in the year after graduation. Furthermore, the majority of St. Johns River State College students who transfer to a Florida public university attend the University of North Florida (UNF). This number was 49% for 2022-2023 AA completers. In 2010, recognizing this trend, St. Johns River State College formalized an articulation agreement with UNF with the “Gateway Program.” The Gateway Program facilitates a transition from an Associate in Arts degree at St. Johns River State College to one of UNF’s baccalaureate programs.

### One-Year Outcomes for 2022-23 Associate Degree Completers



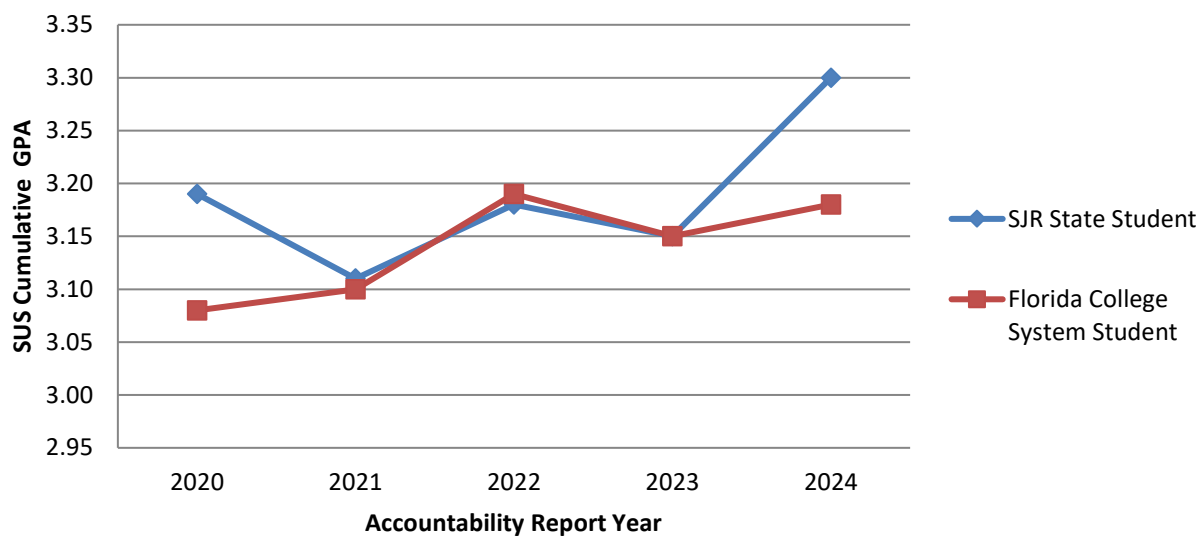
Source: Florida Education and Training Placement Information Program

Retrieved from: <https://www.fldoe.org/accountability/fl-edu-training-placement-info-program/fl-college-system-reports.shtml>

## GPAs of Student Transfers

Students from St. Johns River State College tend to achieve higher or similar GPAs at State University System (SUS) institutions compared to other Florida College System transfers. The graph below illustrates this for students who graduated from SJR State with an A.A. degree and then attend an SUS institution.

### Cumulative GPAs of SJR State AA Graduates\*



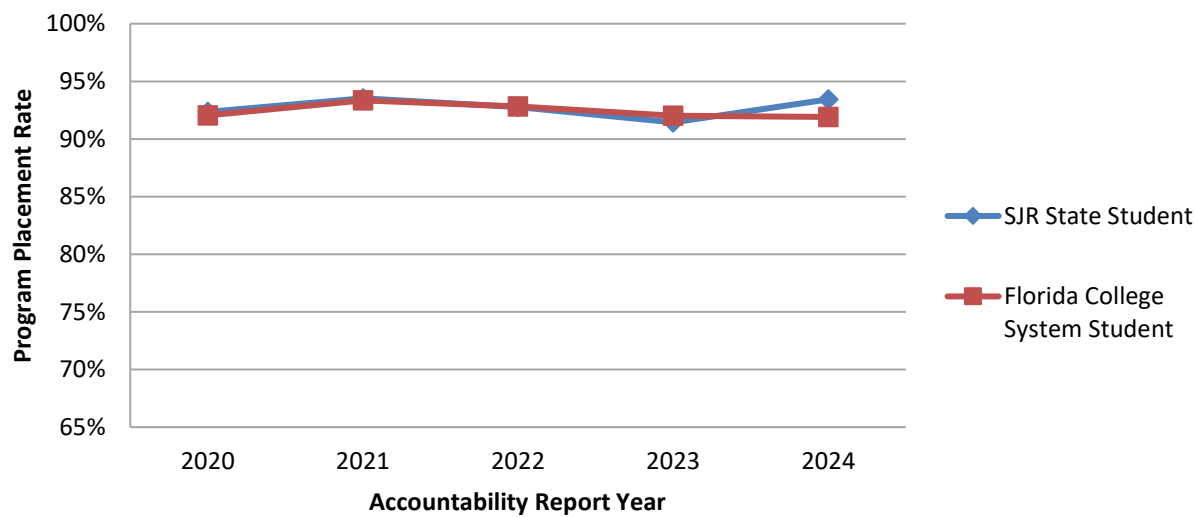
\*Only includes students who completed their whole A.A. degree at St. Johns River State College  
Source: Florida College System Accountability Reports 2020-2024

## Vocational Placement Rates

Another measure of post SJR State student achievement is that of placement rate where placement refers to whether or not a former student is employed in an occupation that relates to their instruction at SJR State. Placement rates are calculated for students who were enrolled in Associate in Science degrees, college credit certificates, or career certificates. Those who go into the military or continue their education are also included in this rate. Placement information is provided by the Florida Education and Training Placement Information Program (FETPIP).

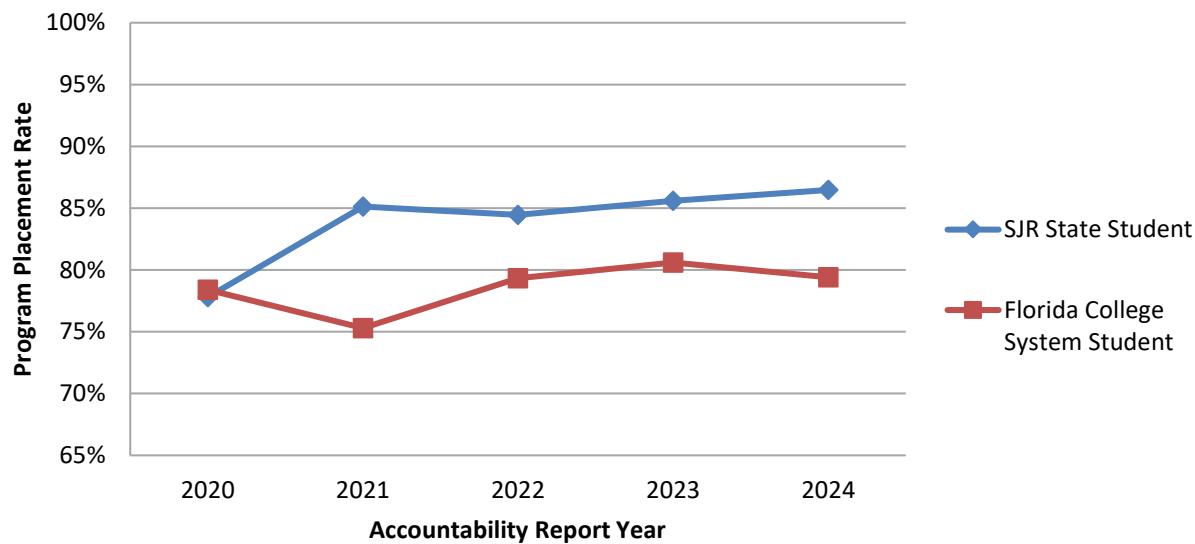
Placement rates for program completers from SJR State are similar to those for the Florida College System as a whole. Rates for leavers (left before completing the program) are slightly higher.

Vocational Placement Rates for Program Completers



Source: Florida College System Accountability Reports 2020-2024

Vocational Placement Rates for Program Leavers



Source: Florida College System Accountability Reports 2020-2024

# **COLLEGE OPERATIONS**

## **Learning Resources**

Each SJR State campus has a library that provides a comfortable environment designed to offer faculty, students, and staff a wide variety of services, resources, and facilities to meet their informational, research, and academic support needs. The libraries each offer 65 hours of service per week while classes are in session. In addition, the library provides live online chat services and 24/7 access to online resources and guides through the Learning Resources web site ([learningresources.sjrstate.edu](http://learningresources.sjrstate.edu)).

Tutoring services in mathematics, writing, science, and other subjects are provided to current SJR State students within each library. Each tutoring space is staffed by a full-time Academic Support Coordinator who is assisted by part-time tutors and/or faculty. The tutoring centers provide individual tutoring, group workshops, and access to digital learning support programs. In addition to on-campus tutoring services, students are provided unlimited free online tutoring services 24/7 through Brainfuse.com.

During the 2024-2025 academic year, the Learning Resources faculty and staff visited 278 classes. In addition, there were 184,275 views of Learning Resources' websites and 945 Tutorials provided.

## **Library Resources and Services 2024 – 2025**

Resources	69,698 books 7,122 DVDs 142 online databases & digital platforms <ul style="list-style-type: none"><li>• 306,381 eBooks</li><li>• 27,354 journals (Digital)</li></ul>
Use	16,167 questions answered by Library faculty and staff <ul style="list-style-type: none"><li>• 938 chat sessions conducted; average duration 5 minutes, 41 seconds</li></ul> 7,462 books, DVDs, and equipment loaned 72,572 authenticated online database sessions* <small>*To use the databases in the SJR State Library's collection, users are authenticated once per session. A session lasts until the user closes their browser entirely. During a session, a user can access an unlimited number of databases during that session.</small>

Source: SJR State Department of Learning Resources



## Academic Support Centers

7,937 tutoring sessions were conducted on campus:

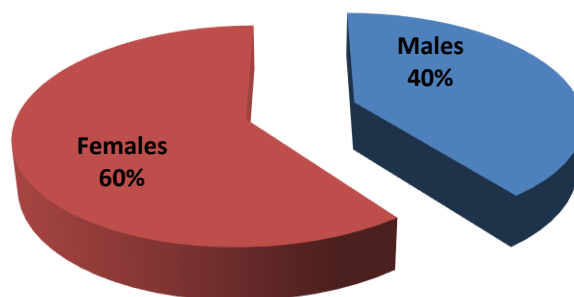
- 53% of tutoring provided was in math
- 29% of tutoring provided was in writing
- 11% of tutoring provided was in science
- 7% of tutoring provided was in other subjects

2,506 tutoring sessions were conducted online through Brainfuse.com.

Source: SJR State Department of Learning Resources

## College Personnel

### Full-time Employees by Gender (2024)



Source: 2024 IPEDS Data

### Full-time Employees by Classification, Gender, & Race/Ethnicity (Fall 2024)

Classification	Black, Non- Hispanic	American Indian	Asian	Hispanic	White, Non- Hispanic	Two or More Races	Unknown	Total
<b>Males</b>								
Management	3	0	0	0	11	0	1	15
Instructional	4	0	1	0	55	0	6	66
Business & Financial Operations	0	0	0	0	2	0	0	2
Computer, Engineering, & Science	0	0	0	0	12	0	1	13
Community, Legal, Arts, & Media	0	0	0	1	13	0	0	14
Librarian	1	0	0	0	2	0	0	3
Natural Resource, Construction, & Maintenance	2	0	0	0	2	0	1	5
Office & Admin Support	4	0	0	1	5	0	0	10
Production & Transportation	0	0	0	0	1	0	0	1
Service	3	1	1	0	17	0	0	22
Student & Academic Affairs	0	0	0	0	3	0	0	3
<b>Total Males</b>	<b>17</b>	<b>1</b>	<b>2</b>	<b>2</b>	<b>123</b>	<b>0</b>	<b>9</b>	<b>154</b>
<b>Females</b>								
Management	0	0	0	0	17	0	0	17
Instructional	7	0	3	1	67	0	1	79
Business & Financial	0	0	0	0	7	0	1	8
Computer, Engineering, & Science	0	0	0	0	6	0	0	6
Community, Legal, Arts, & Media	3	1	0	1	19	0	0	24
Librarian	2	0	0	0	5	0	0	7
Office & Admin Support	7	1	1	3	71	1	0	84
Sales	0	0	0	0	1	0	0	1
Service	4	0	0	1	0	0	0	5
Student & Academic Affairs	0	0	0	1	2	0	0	3
<b>Total Females</b>	<b>23</b>	<b>2</b>	<b>4</b>	<b>7</b>	<b>195</b>	<b>1</b>	<b>2</b>	<b>234</b>
<b>Males + Females</b>	<b>40</b>	<b>3</b>	<b>6</b>	<b>9</b>	<b>318</b>	<b>1</b>	<b>11</b>	<b>388</b>

Source: 2024 IPEDS Data

## **College Finances**

### **Expenditures by College Function**

<b>Fiscal Year</b>	<b>Percent of Total Core Expense</b>					
	<b>Instruction</b>	<b>Public Service</b>	<b>Academic Support</b>	<b>Student Services</b>	<b>Institutional Support</b>	<b>Other Core Expenses</b>
2022-23	37%	1%	9%	9%	19%	25%
2023-24	42%	1%	10%	10%	20%	17%
2024-25	38%	1%	9%	11%	18%	23%

Source: 2022, 2023, 2024 IPEDS Data

## **Facilities**

### **General Information: Campus Wide**

<b>Campus Information</b>	<b>Total</b>
Number of Campuses	3
Total Acreage of All Property	353.88

Source: SJR State Facilities Report

### **Facilities, Land, & Buildings by Campus**

<b>Campus</b>	<b>Acres</b>	<b>Number of Buildings</b>	<b>Gross Square Feet</b>
Orange Park	95.68	9	234,943
Palatka	93	21	244,590
St. Augustine	165.2	8	120,916

Source: Florida College System Reports – Facility Inventory 3E

## **Campus Safety**

The mission of St. Johns River State College's Department of Campus Safety and Security is to provide a safe, secure, and productive college learning environment for students, faculty, staff, and visitors.

St. Johns River State College security officers are licensed by the State of Florida and armed. Contract security officers are also licensed and consist of both armed and unarmed officers. College and contract security officers work closely with local law enforcement agencies on reporting and follow-up actions or investigations related to criminal activities on campus. In order to facilitate this relationship and to assist in crime prevention, all employees and students are encouraged to promptly report all criminal or suspicious activity to the security officer on duty on the campus.

The 2024 Crime Statistics listed below indicate that SJR State continues to be a very safe college with an extremely low crime rate.

### **SJR State Crime Statistics for On-Campus Property (2024)**

<b>Campus</b>	<b>Orange Park</b>	<b>Palatka</b>	<b>St. Augustine</b>
Murder/Non Negligent Manslaughter	0	0	0
Negligent Manslaughter	0	0	0
Rape	0	0	0
Fondling	0	0	0
Statutory Rape	0	0	0
Incest	0	0	0
Robbery	0	0	0
Aggravated Assault	0	0	0
Burglary	0	0	0
Motor Vehicle Theft	0	0	0
Arson	0	0	0
Arrests: Weapons (Carrying, Possessing, etc.)	0	0	0
Disciplinary Referrals: Weapons (Carrying, Possessing, etc.)	0	0	0
Arrests: Drug Abuse Violations	0	0	0
Disciplinary Referrals: Drug Abuse Violation	0	0	0
Arrests: Liquor Law Violation	0	0	0
Disciplinary Referrals: Liquor Law Violations	0	0	0
Domestic Violence	0	0	0
Dating Violence	0	0	0
Stalking	0	0	0
Hate Crime	0	0	0

Source: SJR State Department of Public Safety/Security

