

Student Demographics (Fall 2020)

Status	Percent
Full-time	25%
Part-time	75%

Gender	Full-time	Part-time
Female	58%	60%
Male	38%	34%
Unreported	4%	6%

Age	Full-time	Part-time
Average Age	21.6	23.0
Median Age	19.3	19.4

Age Distribution	Full-time	Part-time
17 & Under	17.3%	39.8%
18-20	55.3%	21.7%
21-24	12.7%	13.6%
25-29	6.1%	8.4%
30-39	5.3%	8.8%
40-59	3.2%	7.3%
60+	0.1%	0.4%

Source: Internal SJR State Database

Enrollment by Time of Day (Fall 2020)

Time	% FTE
Morning	31%
Afternoon	12%
Evening	6%
Online (Asynchronous)	51%

Source: Internal SJR State Database

Locations:

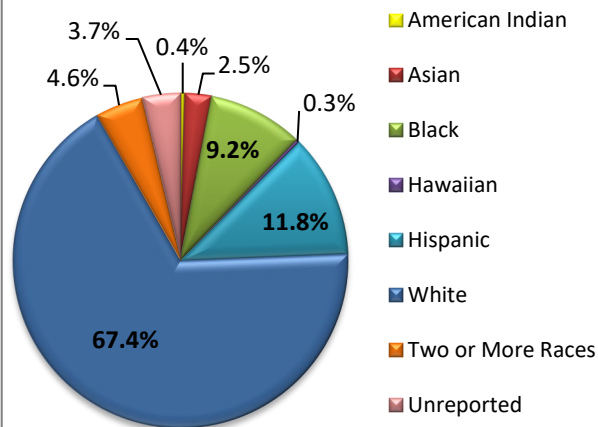
Orange Park Campus, Established 1977
 283 College Drive, Orange Park, FL 32065
 (904) 276-6800

Palatka Campus, Established 1958
 5001 St. Johns Avenue, Palatka, FL 32177
 (386) 312-4200

St. Augustine Campus, Established 1986
 2990 College Drive, St. Augustine, FL 32084
 (904) 808-7400

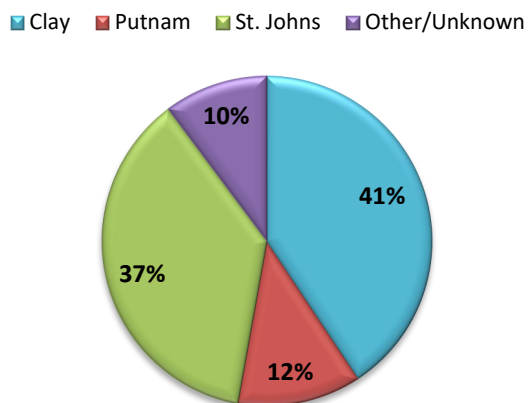
www.sjrstate.edu

Enrollment by Ethnicity/Race Fall 2020



Source: Internal SJR State Database

Enrollment by County of Residence Fall 2020



Source: Internal SJR State Database

Student Right-to-Know Graduation Rate: 42%

Source: <https://nces.ed.gov/collegenavigator>

For more information contact the RIE Staff—(386) 312-4281

Program Completers

Year	2018-19	2019-20	2020-21
Associate in Arts	676	660	852
Associate in Science	248	265	215
Educator Prep Institute	42	42	42
College Credit Certificate	168	241	263
Bachelor's	103	123	137
Career Certificate	91	99	92
Total	1,328	1,430	1,601

Source: Florida College System Student Database AA1AReport

A.S. & College Credit Certificates Total Headcount*

Program of Study	Fall 2020
Business	291
Computer Sciences	269
Criminal Justice & Public Safety	55
Engineering Technology	197
Visual Arts	46
Nursing & Allied Health	458
Pre-Nursing & Pre-Allied Health	670
Theater & Entertainment Tech	71

*Includes both primary and secondary programs of study

Source: Internal SJR State Database

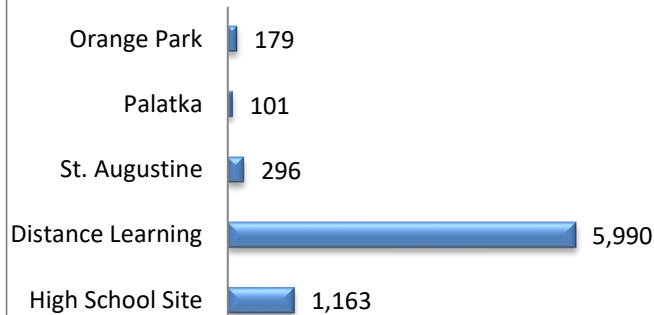
Baccalaureate Degree Total Headcount

Program of Study	Fall 2020
Early Childhood Education	43
Nursing	153
Organizational Management	
<i>Supervision & Mgt. Specialization</i>	136
<i>Computer Specialization</i>	19
<i>Health Care Admin. Specialization</i>	66

Source: Internal SJR State Database

Accreditation: St. Johns River State College is accredited by the Southern Association of Colleges and Schools Commission on Colleges to award associate and baccalaureate degrees. Questions about the accreditation of St. Johns River State College may be directed in writing to the Southern Association of Colleges and Schools Commission on Colleges at 1866 Southern Lane, Decatur, Georgia 30033-4097, by calling 404-679-4500, or by using information available on SACSCOC's website.

Unduplicated Headcount by Predominant Campus Fall 2020



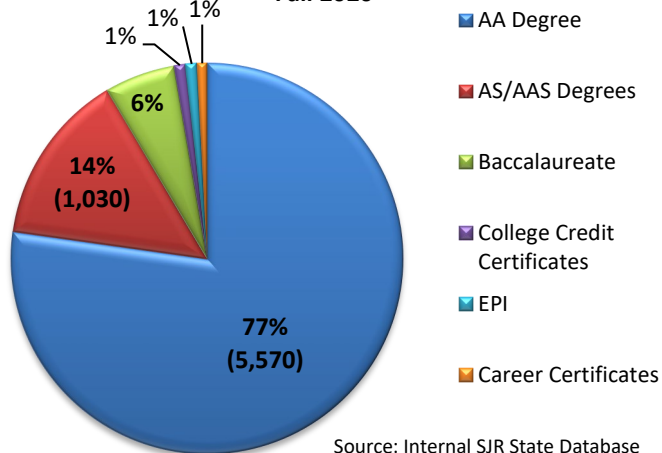
Source: Internal SJR State Database

Annual Unduplicated Headcount

Year	Headcount	Year	Headcount
2013-14	10,926	2017-18	10,894
2014-15	10,858	2018-19	11,074
2015-16	10,788	2019-20	10,968
2016-17	10,514	2020-21	10,124

Source: Internal SJR State Database

Headcount by Primary Degree Fall 2020



Source: Internal SJR State Database

Fundable FTE by Instructional Campus*

Campus	2018-19	2019-20	2020-21
Orange Park	985.1	1,049.7	235.0
Palatka	453.5	421.9	116.4
St. Augustine	967.6	943.5	160.1
Distance Learning**	1,573.8	1,709.0	3,509.2
Other	608.7	544.9	410.7
Total	4,588.7	4,669.0	4,431.4

*Does not include Adult Education ** Hybrid courses are assigned to a physical campus

Source: Internal SJR State Database

2020-21 Tuition/Fees*

Per Credit Hour	Resident		Non-Resident	
	Lower*	Upper**	Lower*	Upper**
Tuition	\$78.84	\$91.79	\$315.53	\$465.15
Financial Aid Fee	\$3.51	\$4.51	\$14.20	\$23.18
Student Activities Fee	\$7.88	\$9.18	\$7.88	\$9.18
Capital Improvement Fee	\$11.83	\$12.68	\$33.55	\$47.24
Access Fee	\$2.00	\$2.00	\$2.00	\$2.00
Technology Fee	\$3.94	\$4.59	\$15.78	\$23.25
Total	\$108.00	\$124.75	\$388.94	\$570.00

*(Advanced & Professional, PSV, EPI)

** (For 3000 and 4000 Level Credits)

Financial Aid Awarded by Category 2020-21

Type of Aid Awarded	# of Recipients	Total Dollars Disbursed	Average Per Student
Federal Pell Grants	1,745	\$5,714,391	\$3,275
Federal Loans	496	\$2,844,378	\$5,735
All Financial Aid Reports	2,447	\$11,761,040	\$4,806

Source: SJR State Financial Aid Reports

Enrollment by Distance Education Status*

Term	Exclusively in Distance Education	Some, Not All in Distance Education	Not Enrolled in Any Distance Education
Fall 2019	26.7%	27.9%	45.4%
Fall 2020	86.6%	3.7%	9.7%

* Percent of Degree/Certificate Seeking Students not including dual enrolled students

Source: IPEDS