

Student Demographics (Fall 2021)

Status	Percent
Full-time	25%
Part-time	75%

Gender	Full-time	Part-time
Female	57%	59%
Male	37%	34%
Unreported	5%	7%

Age	Full-time	Part-time
Average Age	21.7	22.8
Median Age	19.4	19.1

Age Distribution	Full-time	Part-time
17 & Under	15.2%	41.3%
18-20	55.2%	20.7%
21-24	13.5%	13.8%
25-29	7.5%	7.4%
30-39	5.5%	9.6%
40-59	3.1%	6.6%
60+	0.1%	0.6%

Source: Internal SJR State Database

Enrollment by Time of Day (Fall 2021)

Time	% FTE
Morning	29%
Afternoon	17%
Evening	11%
Online (Asynchronous)	41%

Source: Internal SJR State Database

Locations:

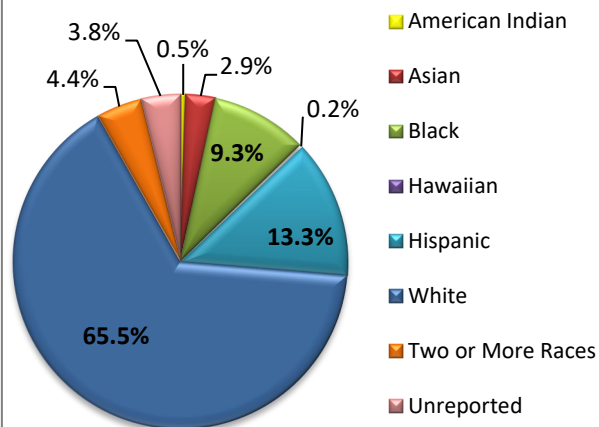
Orange Park Campus, Established 1977
 283 College Drive, Orange Park, FL 32065
 (904) 276-6800

Palatka Campus, Established 1958
 5001 St. Johns Avenue, Palatka, FL 32177
 (386) 312-4200

St. Augustine Campus, Established 1986
 2990 College Drive, St. Augustine, FL 32084
 (904) 808-7400

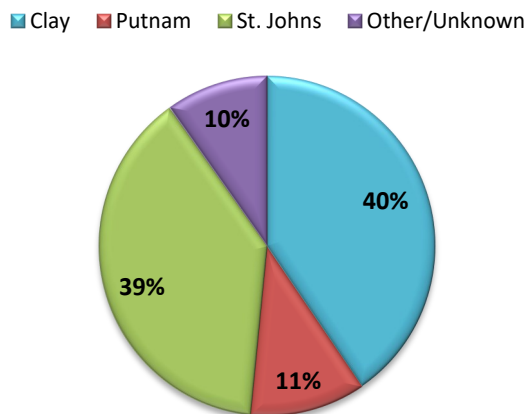
www.sjrstate.edu

Enrollment by Ethnicity/Race Fall 2021



Source: Internal SJR State Database

Enrollment by County of Residence Fall 2021



Source: Internal SJR State Database

Student Right-to-Know Graduation Rate: 46%

Source: <https://nces.ed.gov/collegenavigator>

For more information contact the RIE Staff—(386) 312-4281

Program Completers

Year	2019-20	2020-21	2021-22
Associate in Arts	660	852	769
Associate in Science	265	215	206
Educator Prep Institute	42	42	38
College Credit Certificate	241	263	134
Bachelor's	123	137	136
Career Certificate	99	92	116
Total	1,430	1,601	1,399

Source: Florida College System Student Database AA1AReport

A.S. & College Credit Certificates Total Headcount*

Program of Study	Fall 2021
Business	278
Computer Sciences	156
Criminal Justice & Public Safety	67
Engineering Technology	102
Visual Arts	38
Nursing & Allied Health	430
Pre-Nursing & Pre-Allied Health	610
Theater & Entertainment Tech	45

*Includes both primary and secondary programs of study
 Source: Internal SJR State Database

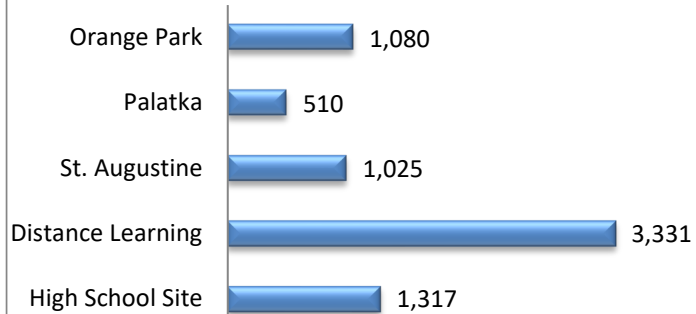
Baccalaureate Degree Total Headcount

Program of Study	Fall 2021
Early Childhood Education	48
Nursing	122
Organizational Management	241

Source: Internal SJR State Database

Accreditation: St. Johns River State College is accredited by the Southern Association of Colleges and Schools Commission on Colleges to award associate and baccalaureate degrees. Questions about the accreditation of St. Johns River State College may be directed in writing to the Southern Association of Colleges and Schools Commission on Colleges at 1866 Southern Lane, Decatur, Georgia 30033-4097, by calling 404-679-4500, or by using information available on SACSCOC's website (www.sacscoc.org).

Unduplicated Headcount by Predominant Campus Fall 2021



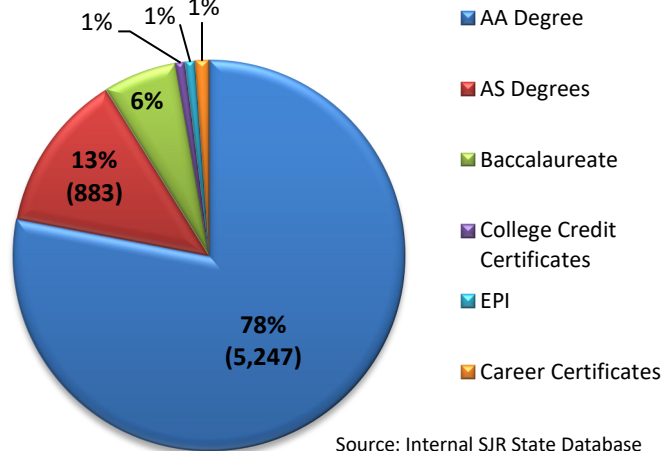
Source: Internal SJR State Database

Annual Unduplicated Headcount

Year	Headcount	Year	Headcount
2014-15	10,858	2018-19	11,074
2015-16	10,788	2019-20	10,968
2016-17	10,514	2020-21	10,124
2017-18	10,894	2021-22	9,606

Source: Internal SJR State Database

Headcount by Primary Degree Fall 2021



Source: Internal SJR State Database

Fundable FTE by Instructional Campus*

Campus	2019-20	2020-21	2021-22
Orange Park	1,049.7	235.0	647.0
Palatka	421.9	116.4	272.1
St. Augustine	943.5	160.1	470.8
Distance Learning**	1,709.0	3,509.2	2,219.3
Other	544.9	410.7	455.6
Total	4,669.0	4,431.4	4,064.8

*Does not include Adult Education ** Hybrid courses are assigned to a physical campus

Source: Internal SJR State Database

2021-22 Tuition/Fees*

Per Credit Hour	Resident		Non-Resident	
	Lower*	Upper**	Lower*	Upper**
Tuition	\$78.84	\$91.79	\$315.53	\$465.15
Financial Aid Fee	\$3.51	\$4.51	\$14.20	\$23.18
Student Activities Fee	\$7.88	\$9.18	\$7.88	\$9.18
Capital Improvement Fee	\$11.83	\$12.68	\$33.55	\$47.24
Access Fee	\$2.00	\$2.00	\$2.00	\$2.00
Technology Fee	\$3.94	\$4.59	\$15.78	\$23.25
Total	\$108.00	\$124.75	\$388.94	\$570.00

*(Advanced & Professional, PSV, EPI)

** (For 3000 and 4000 Level Credits)

Financial Aid Awarded by Category 2021-22

Type of Aid Awarded	# of Recipients	Total Dollars Disbursed	Average Per Student
Federal Pell Grants	1,679	\$6,004,093	\$3,576
Federal Loans	432	\$2,565,089	\$5,938
All Financial Aid Reports	2,307	\$11,752,042	\$5,094

Source: SJR State Financial Aid Reports

Enrollment by Distance Education Status*

Term	Exclusively in Distance Education	Some, Not All in Distance Education	Not Enrolled in Any Distance Education
Fall 2019	26.7%	27.9%	45.4%
Fall 2020	86.6%	3.7%	9.7%
Fall 2021	44.1%	27.1%	28.8%

* Percent of Degree/Certificate Seeking Students not including dual enrolled students

Source: IPEDS