

Student Demographics (Fall 2022)

Status	Percent
Full-time	24%
Part-time	76%

Gender	Full-time	Part-time
Female	57%	60%
Male	40%	35%
Unreported	3%	4%

Age	Full-time	Part-time
Average Age	21.3	22.6
Median Age	19.3	18.9

Age Distribution	Full-time	Part-time
17 & Under	16.1%	42.6%
18-20	56.8%	21.4%
21-24	13.9%	13.7%
25-29	5.9%	6.7%
30-39	4.7%	8.4%
40-59	2.6%	6.7%
60+	0.1%	0.5%

Source: Internal SJR State Database

Enrollment by Time of Day (Fall 2022)

Time	% FTE
Morning	36%
Afternoon	14%
Evening	9%
Online (Asynchronous)	41%

Source: Internal SJR State Database

Locations:

Orange Park Campus, Established 1977

283 College Drive, Orange Park, FL 32065
(904) 276-6800

Palatka Campus, Established 1958

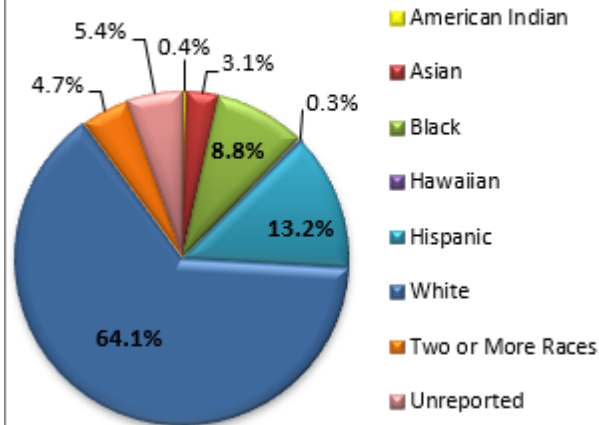
5001 St. Johns Avenue, Palatka, FL 32177
(386) 312-4200

St. Augustine Campus, Established 1986

2990 College Drive, St. Augustine, FL 32084
(904) 808-7400

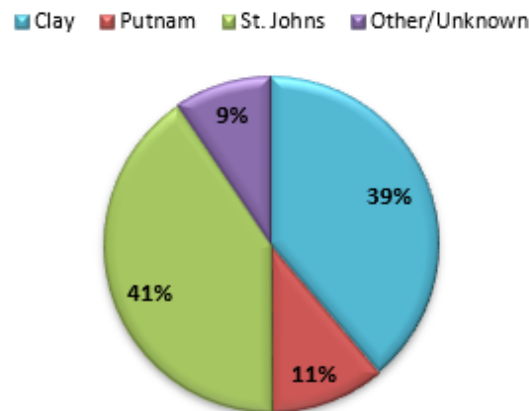
www.sjrstate.edu

Enrollment by Ethnicity/Race Fall 2022



Source: Internal SJR State Database

Enrollment by County of Residence Fall 2022



Source: Internal SJR State Database

Student Right-to-Know Graduation Rate: 43%

Source: <https://nces.ed.gov/collegenavigator>

For more information contact the RIE Staff—(386) 312-4281

Program Completers

Year	2020-21	2021-22	2022-23
Associate in Arts	852	769	657
Associate in Science	215	206	212
Educator Prep Institute	42	38	28
College Credit Certificate	263	134	151
Bachelor's	137	136	122
Career Certificate	92	116	93
Total	1,601	1,399	1,263

Source: Florida College System Student Database AA1AReport

A.S. & College Credit Certificates

Total Headcount*

Program of Study	Fall 2022
Business	263
Computer Sciences	104
Criminal Justice & Public Safety	49
Engineering Technology	112
Visual Arts	32
Nursing & Allied Health	431
Pre-Nursing & Pre-Allied Health	555
Theater & Entertainment Tech	59

*Includes both primary and secondary programs of study

Source: Internal SJR State Database

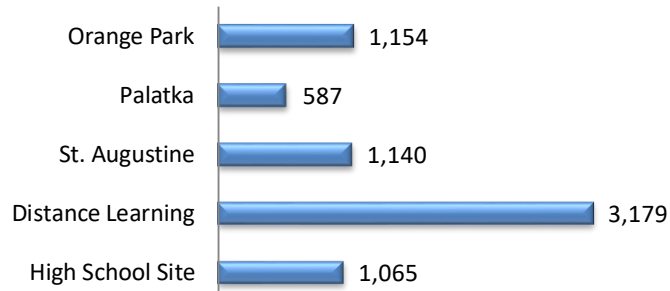
Baccalaureate Degree Total Headcount

Program of Study	Fall 2022
Early Childhood Education	48
Nursing	108
Organizational Management	219

Source: Internal SJR State Database

Accreditation: St. Johns River State College is accredited by the Southern Association of Colleges and Schools Commission on Colleges (SACSCOC) to award associate and baccalaureate degrees. St. Johns River State College also may offer credentials such as certificates and diplomas at approved degree levels. Questions about the accreditation of St. Johns River State College may be directed in writing to the Southern Association of Colleges and Schools Commission on Colleges at 1866 Southern Lane, Decatur, Georgia 30033-4097, by calling (404) 679-4500, or by using information available on SACSCOC's website (www.sacscoc.org).

Unduplicated Headcount by Predominant Campus Fall 2022



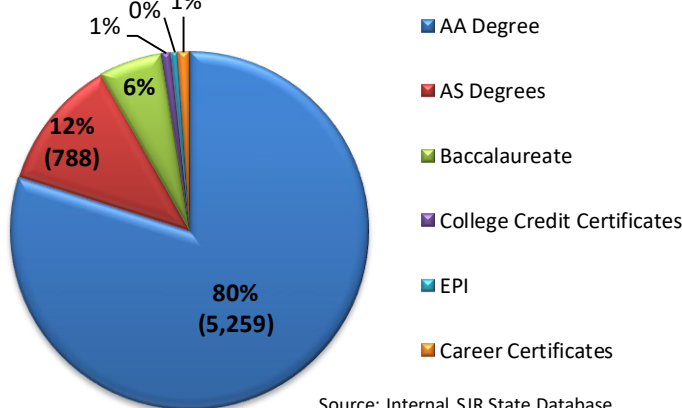
Source: Internal SJR State Database

Annual Unduplicated Headcount

Year	Headcount	Year	Headcount
2015-16	10,788	2019-20	10,968
2016-17	10,514	2020-21	10,124
2017-18	10,894	2021-22	9,606
2018-19	11,074	2022-23	9,496

Source: Internal SJR State Database

Headcount by Primary Degree Fall 2022



Source: Internal SJR State Database

Fundable FTE by Instructional Campus*

Campus	2020-21	2021-22	2022-23
Orange Park	235.0	647.0	681.3
Palatka	116.4	272.1	316.0
St. Augustine	160.1	470.8	529.8
Distance Learning**	3,509.2	2,219.3	2,032.5
Other	410.7	455.6	389.0
Total	4,431.4	4,064.8	3,948.6

*Does not include Adult Education ** Hybrid courses are assigned to a physical campus

Source: Internal SJR State Database

2022-23 Tuition/Fees*

Per Credit Hour	Resident		Non-Resident	
	Lower*	Upper**	Lower*	Upper**
Tuition	\$78.84	\$91.79	\$315.53	\$465.15
Financial Aid Fee	\$3.51	\$4.51	\$14.20	\$23.18
Student Activities Fee	\$7.88	\$9.18	\$7.88	\$9.18
Capital Improvement Fee	\$11.83	\$12.68	\$33.55	\$47.24
Access Fee	\$2.00	\$2.00	\$2.00	\$2.00
Technology Fee	\$3.94	\$4.59	\$15.78	\$23.25
Total	\$108.00	\$124.75	\$388.94	\$570.00

*(Advanced & Professional, PSV, EPI)

** (For 3000 and 4000 Level Credits)

Financial Aid Awarded by Category 2022-23

Type of Aid Awarded	# of Recipients	Total Dollars Disbursed	Average Per Student
Federal Pell Grants	1,541	\$5,498,054	\$3,568
Federal Loans	455	\$2,573,787	\$5,657
All Financial Aid Reports	2,185	\$11,090,698	\$5,076

Source: SJR State Financial Aid Reports

Enrollment by Distance Education Status*

Term	Exclusively in Distance Education	Some, Not All in Distance Education	Not Enrolled in Any Distance Education
Fall 2020	86.6%	3.7%	9.7%
Fall 2021	44.1%	27.1%	28.8%
Fall 2022	38.9%	27.7%	33.4%

* Percent of Degree/Certificate Seeking Students not including dual enrolled students

Source: IPEDS