

Student Demographics (Fall 2024)

Status	Percent
Full-time	26%
Part-time	74%

Gender	Full-time	Part-time
Female	59%	63%
Male	40%	36%
Unreported	1%	1%

Age	Full-time	Part-time
Average Age	21.5	21.9
Median Age	19.3	18.2

Age Distribution	Full-time	Part-time
17 & Under	15.9%	46.3%
18-20	55.3%	20.7%
21-24	14.4%	12.7%
25-29	5.3%	7.0%
30-39	6.4%	8.2%
40-59	2.6%	5.0%
60+	0.0%	0.2%

Source: Internal SJR State Database

Enrollment by Time of Day (Fall 2024)

Time	% FTE
Morning	33%
Afternoon	13%
Evening	8%
Online (Asynchronous)	47%

Source: Internal SJR State Database

Locations:

Orange Park Campus, Established 1977

283 College Drive, Orange Park, FL 32065
(904) 276-6800

Palatka Campus, Established 1958

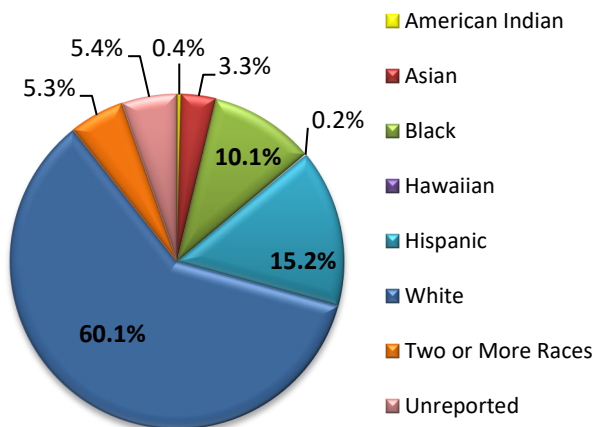
5001 St. Johns Avenue, Palatka, FL 32177
(386) 312-4200

St. Augustine Campus, Established 1986

2990 College Drive, St. Augustine, FL 32084
(904) 808-7400

www.sjrstate.edu

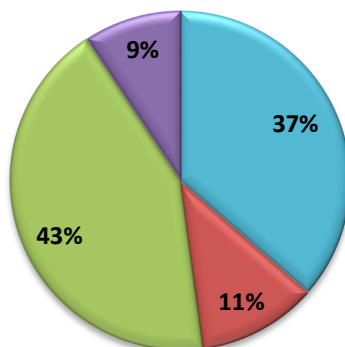
Enrollment by Ethnicity/Race Fall 2024



Source: Internal SJR State Database

Enrollment by County of Residence Fall 2024

Clay Putnam St. Johns Other/Unknown



Source: Internal SJR State Database

Student Right-to-Know Graduation Rate: 46%

Source: <https://nces.ed.gov/collegenavigator>

Program Completers

Year	2022-23	2023-24	2024-25
Associate in Arts	657	692	754
Associate in Science	212	188	231
Educator Prep Institute	28	10	10
College Credit Certificate	151	89	102
Bachelor's	122	144	111
Career Certificate	93	116	119
Total	1,263	1,239	1,327

Source: Florida College System Student Database AA1A Report

A.S. & College Credit Certificates Total Headcount*

Program of Study	Fall 2024
Business	278
Computer Sciences	169
Criminal Justice & Public Safety	97
Engineering Technology	62
Nursing & Allied Health	512
Pre-Nursing & Pre-Allied Health	789
Theater & Entertainment Tech	72
Visual Arts	49

*Includes both primary and secondary programs of study

Source: Internal SJR State Database

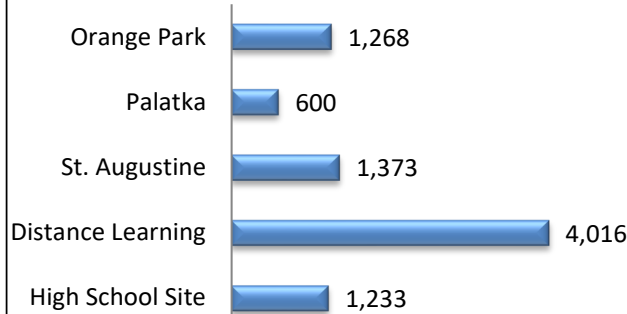
Baccalaureate Degree Total Headcount

Program of Study	Fall 2024
Criminal Justice—Applied Intelligence	20
Early Childhood Education	55
Information Systems Technology	22
Nursing	128
Organizational Management	162

Source: Internal SJR State Database

Accreditation: St. Johns River State College is accredited by the Southern Association of Colleges and Schools Commission on Colleges (SACSCOC) to award associate and baccalaureate degrees. St. Johns River State College also may offer credentials such as certificates and diplomas at approved degree levels. Questions about the accreditation of St. Johns River State College may be directed in writing to the Southern Association of Colleges and Schools Commission on Colleges at 1866 Southern Lane, Decatur, Georgia 30033-4097, by calling (404) 679-4500, or by using information available on SACSCOC's website (www.sacscoc.org).

Unduplicated Headcount by Predominant Campus Fall 2024



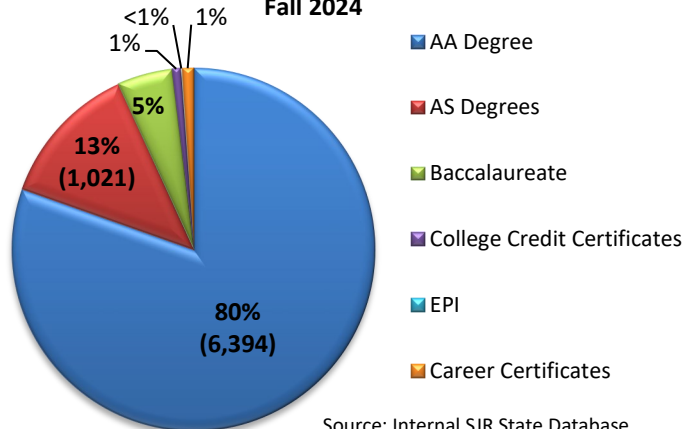
Source: Internal SJR State Database

Annual Unduplicated Headcount

Year	Headcount	Year	Headcount
2017-18	10,894	2021-22	9,606
2018-19	11,074	2022-23	9,666
2019-20	10,968	2023-24	10,086
2020-21	10,124	2024-25	11,043

Source: Internal SJR State Database

Headcount by Primary Degree Fall 2024



Source: Internal SJR State Database

Fundable FTE by Instructional Campus*

Campus	2022-23	2023-24	2024-25
Orange Park	681.3	734.4	737.9
Palatka	316.0	311.2	329.4
St. Augustine	529.8	651.0	667.6
Distance Learning**	2,032.5	2,216.1	2,603.5
Other	389.0	432.0	454.7
Total	3,948.6	4,344.7	4,793.1

*Does not include Adult Education ** Hybrid courses are assigned to a physical campus

Source: Internal SJR State Database

2024-25 Tuition/Fees*

Per Credit Hour	Resident		Non-Resident	
	Lower*	Upper**	Lower*	Upper**
Tuition	\$78.84	\$91.79	\$236.69	\$373.36
Financial Aid Fee	\$3.51	\$4.51	\$14.20	\$23.18
Student Activities Fee	\$7.88	\$9.18	\$7.88	\$9.18
Capital Improvement Fee	\$11.83	\$12.68	\$33.55	\$47.24
Access Fee	\$2.00	\$2.00	\$2.00	\$2.00
Technology Fee	\$3.94	\$4.59	\$15.78	\$23.25
Total	\$108.00	\$124.75	\$388.94	\$570.00

*(Advanced & Professional, PSV, EPI)

** (For 3000 and 4000 Level Credits)

Financial Aid Awarded by Category 2024-25

Type of Aid Awarded	# of Recipients	Total Dollars Disbursed	Average Per Student
Federal Pell Grants	2,161	\$9,315,731	\$4,311
Federal Loans	665	\$4,179,325	\$6,285
All Financial Aid Reports	2,830	\$16,824,175	\$5,945

Source: SJR State Financial Aid Reports

Enrollment by Distance Education Status*

Term	Exclusively in Distance Education	Some, Not All in Distance Education	Not Enrolled in Any Distance Education
Fall 2022	38.9%	27.7%	33.4%
Fall 2023	35.5%	31.4%	33.1%
Fall 2024	37.9%	34.1%	28.0%

* Percent of Degree/Certificate Seeking Students not including dual enrolled students

Source: IPEDS